



DO-35 Standard Glass Encapsulated Thermistors

Company Information

[About U. S. Sensor](#)
[Mission Statement](#)
[Newsletter \(PDF\)](#)
[Employment Opportunities](#)

Product Guide

[NTC Thermistors](#)
[NTC Probes & Assemblies](#)
[RTD's](#)
[RTD's Probes & Assemblies](#)

Technical Data

[What is a thermistor](#)
[Terminology](#)
[Manufacturing Quality](#)

Markets and Applications

Find a Sales Rep/ Distributor

Contact Us

Home

U.S. Sensor

1832 W. Collins Ave
 Orange, CA 92867
 Tel: 800-777-6467
 Tel: 714-639-1000
 Fax: 714-639-1220
 Email: sales@ussensor.com

U.S. Sensor's low cost glass encapsulated thermistors are manufactured using super stable NTC chips which are hermetically sealed in a glass (DO-35 diode style) package. The result is a device which exhibits excellent long term reliability and stability even when subjected to severe environmental or thermal conditions. Their uniform dimensions and axial lead configuration make them especially suitable for use with automatic insertion equipment.

Features

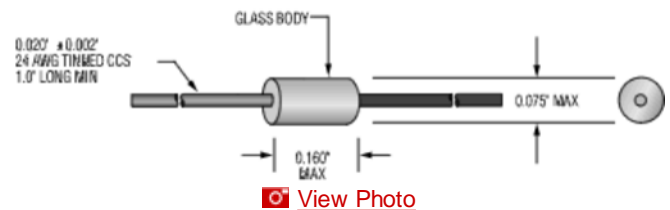
- High temperature capability to 300°C
- Hermetically sealed glass package
- Low cost
- High stability
- High voltage insulation
- Tinned CCS lead wires are solderable or weldable



Options

- Special lead forms
- Non-standard resistance values and tolerances
- Point matched at specified temperatures
- Tape and reel packaging

GLASS ENCAPSULATED THERMISTOR










Specifications

- Thermal time constant: 5 seconds (still air)
- Thermal time constant: 0.5 seconds (stirred liquid)
- Dissipation constant: 2 mW/°C (still air)

DO-35 STANDARD GLASS ENCAPSULATED (300°C)

Part Number	Resistance Ohms @ 25°C	* Resistance Tol. ± %	R-T Curve	Beta (K) 0-50°C	View R-T Chart
202FG1K	2000	10	F	3419	View R-T Chart
252FG1K	2500	10	F	3420	View R-T Chart
282FG1K	2800	10	F	3419	View R-T Chart
502FG1K	5000	10	F	3420	View R-T Chart
822JG1K	8200	10	J	3890	View R-T Chart
103E1G1K	10000	10	E1	3320	View R-T Chart
103FG1K	10000	10	F	3419	View R-T Chart
103GG1K	10000	10	G	3575	View R-T Chart
103JG1K	10000	10	J	3890	View R-T Chart
123JG1K	12000	10	J	3890	View R-T Chart
203JG1K	20000	10	J	3890	View R-T Chart
253JG1K	25000	10	J	3890	View R-T Chart
303JG1K	30000	10	J	3890	View R-T Chart

503JG1K	50000	10	J	3890	
753JG1K	75000	10	J	3890	
104JG1K	100000	10	J	3890	
204JG1K	200000	10	J	3892	
254JG1K	250000	10	J	3890	
504RG1K	500000	10	R	4140	
105RG1K	1000000	10	R	4140	

*Resistance tolerances of $\pm 1\%$, 2% and 5% are available upon request

[« Product Guide](#)

[Top^](#)

[« Previous](#) [Next »](#)