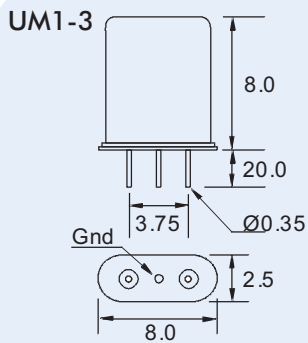
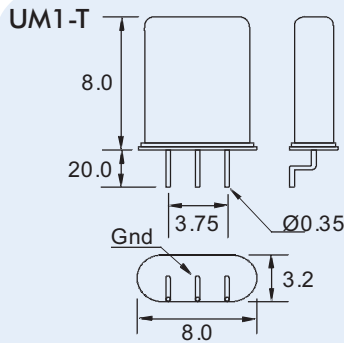


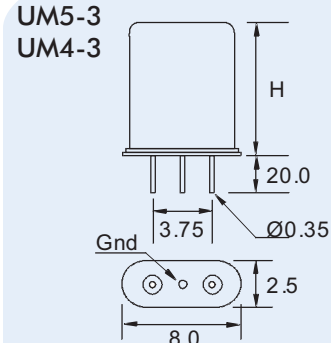
UHF Mobile Radio Applications



Outline and Dimensions

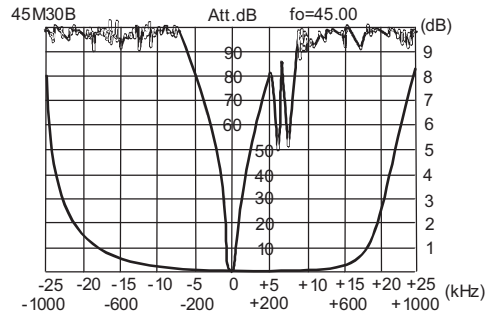
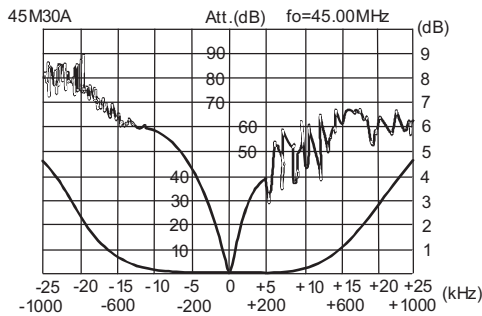


Outline and Dimensions



Outline and Dimensions

Case	H
UM5-3	6.0
UM4-3	4.7



MCF Cellular Telephone Applications

Part Number	Nominal Frequency (MHz)	Poles	3dB Bandwidth (kHz)	Ripple (dB)	Insert. Loss (dB)	Stop B/W (kHz/dB)	Guaranteed Attenuation (dB/kHz)	Terminating Impedance (kΩ/pF)	Case Style
45M7.5A	45.0	2	±3.75	1.0	2.0	±12.5/10	65/-910	0.35//10.5	UM1 - 3
45M7.5B	45.0	4	±3.75	1.0	4.0	±12.5/30	90/±910	0.35//6.5	UM1 - 3x2
45M20A	45.0	2	±10.0	0.5	2.0	±30/15	65/-910	0.91//2.5	UM1 - 3
45M20B	45.0	4	±10.0	1.0	3.0	±40/35	90/±910	0.91//2.5	UM1 - 3x2
45M30A	45.0	4	±15	1.0	2.0	±50/15	90/±910	1.2//1.5	UM1 - 3
45M30B	45.0	2	±15	1.0	3.0	±50/35	70/±910	1.2//0.7	UM1 - 3x2
45S30B	45.0	4	±15	1.0	3.0	±50/35	90/±910	0.8//1.2	UM1 - 3x2
55M30A	55.0	2	±15	1.0	2.0	±50/15	705/-910	1.2//1.5	UM1 - 3
55M30B	55.0	4	±15	1.0	3.0	±50/30	90/±910	1.2//0.7	UM1 - 3x2
90M20A	90.0	2	±10.0	1.0	2.5	±30/15	35/-9110	2.5//1.0	UM1 - 3
90M20B	90.0	4	±10.0	1.0	4.0	±30/30	70/±910	2.5//1.0	UM1 - 3x2