


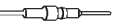


Series 153 pin headers with 3 level wrappost (Pin headers with solder tail see page 72)

Series 160 / 163 with slotted heads to accept wires or component leads, series 170 / 173 with turret heads and series 180 / 183 with solder cups for wiring applications, are with solder tail or 3 level wrappost



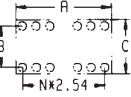
Platings	Sleeve 	Clip 	Pin 
10 90			0.25 µm Au 5 µm Sn Pb

Ordering information

For standard versions see table (order codes)
Platings 10 and 90 available for all versions. Replace **xx** with required plating code

Option:

2 level wrapposts (please consult)

No. of poles	Order Codes								Insulator dimensions 	See page 50	A	B	C
	Fig. 1 B	Fig. 2 B	Fig. 3 B	Fig. 4 B	Fig. 5 B	Fig. 6 B	Fig. 7 B						
10	153-xx-	160-xx-	163-xx-	170-xx-	173-xx-	180-xx-	183-xx-	-210-00-001	Fig. 1	12.6	5.08	7.6	
4	153-xx-	160-xx-	163-xx-	170-xx-	173-xx-	180-xx-	183-xx-	-304-00-001	Fig. 2	5.0	7.62	10.1	
6	153-xx-	160-xx-	163-xx-	170-xx-	173-xx-	180-xx-	183-xx-	-306-00-001	Fig. 3	7.6	7.62	10.1	
8	153-xx-	160-xx-	163-xx-	170-xx-	173-xx-	180-xx-	183-xx-	-308-00-001	Fig. 4	10.1	7.62	10.1	
10	153-xx-	160-xx-	163-xx-	170-xx-	173-xx-	180-xx-	183-xx-	-310-00-001	Fig. 5	12.6	7.62	10.1	
12	153-xx-	160-xx-	163-xx-	170-xx-	173-xx-	180-xx-	183-xx-	-312-00-001	Fig. 5a	15.2	7.62	10.1	
14	153-xx-	160-xx-	163-xx-	170-xx-	173-xx-	180-xx-	183-xx-	-314-00-001	Fig. 6	17.7	7.62	10.1	
16	153-xx-	160-xx-	163-xx-	170-xx-	173-xx-	180-xx-	183-xx-	-316-00-001	Fig. 7	20.3	7.62	10.1	
18	153-xx-	160-xx-	163-xx-	170-xx-	173-xx-	180-xx-	183-xx-	-318-00-001	Fig. 8	22.8	7.62	10.1	
20	153-xx-	160-xx-	163-xx-	170-xx-	173-xx-	180-xx-	183-xx-	-320-00-001	Fig. 9	25.3	7.62	10.1	
22	153-xx-	160-xx-	163-xx-	170-xx-	173-xx-	180-xx-	183-xx-	-322-00-001	Fig. 10	27.8	7.62	10.1	
24	153-xx-	160-xx-	163-xx-	170-xx-	173-xx-	180-xx-	183-xx-	-324-00-001	Fig. 11	30.4	7.62	10.1	
28	153-xx-	160-xx-	163-xx-	170-xx-	173-xx-	180-xx-	183-xx-	-328-00-001	Fig. 12	35.5	7.62	10.1	
20	153-xx-	160-xx-	163-xx-	170-xx-	173-xx-	180-xx-	183-xx-	-420-00-001	Fig. 12a	25.3	10.16	12.6	
22	153-xx-	160-xx-	163-xx-	170-xx-	173-xx-	180-xx-	183-xx-	-422-00-001	Fig. 13	27.8	10.16	12.6	
24	153-xx-	160-xx-	163-xx-	170-xx-	173-xx-	180-xx-	183-xx-	-424-00-001	Fig. 14	30.4	10.16	12.6	
28	153-xx-	160-xx-	163-xx-	170-xx-	173-xx-	180-xx-	183-xx-	-428-00-001	Fig. 15	35.5	10.16	12.6	
32	153-xx-	160-xx-	163-xx-	170-xx-	173-xx-	180-xx-	183-xx-	-432-00-001	Fig. 16	40.6	10.16	12.6	
10	153-xx-	160-xx-	163-xx-	170-xx-	173-xx-	180-xx-	183-xx-	-610-00-001	Fig. 16a	12.6	15.24	17.7	
24	153-xx-	160-xx-	163-xx-	170-xx-	173-xx-	180-xx-	183-xx-	-624-00-001	Fig. 17	30.4	15.24	17.7	
28	153-xx-	160-xx-	163-xx-	170-xx-	173-xx-	180-xx-	183-xx-	-628-00-001	Fig. 18	35.5	15.24	17.7	
32	153-xx-	160-xx-	163-xx-	170-xx-	173-xx-	180-xx-	183-xx-	-632-00-001	Fig. 19	40.6	15.24	17.7	
36	153-xx-	160-xx-	163-xx-	170-xx-	173-xx-	180-xx-	183-xx-	-636-00-001	Fig. 20	45.7	15.24	17.7	
40	153-xx-	160-xx-	163-xx-	170-xx-	173-xx-	180-xx-	183-xx-	-640-00-001	Fig. 21	50.6	15.24	17.7	
42	153-xx-	160-xx-	163-xx-	170-xx-	173-xx-	180-xx-	183-xx-	-642-00-001	Fig. 22	53.2	15.24	17.7	
48	153-xx-	160-xx-	163-xx-	170-xx-	173-xx-	180-xx-	183-xx-	-648-00-001	Fig. 23	60.9	15.24	17.7	
50	153-xx-	160-xx-	163-xx-	170-xx-	173-xx-	180-xx-	183-xx-	-650-00-001	Fig. 24	63.4	15.24	17.7	
52	153-xx-	160-xx-	163-xx-	170-xx-	173-xx-	180-xx-	183-xx-	-652-00-001	Fig. 25	65.9	15.24	17.7	
50	153-xx-	160-xx-	163-xx-	170-xx-	173-xx-	180-xx-	183-xx-	-950-00-001	Fig. 26	63.4	22.86	25.3	
52	153-xx-	160-xx-	163-xx-	170-xx-	173-xx-	180-xx-	183-xx-	-952-00-001	Fig. 27	65.9	22.86	25.3	
64	153-xx-	160-xx-	163-xx-	170-xx-	173-xx-	180-xx-	183-xx-	-964-00-001	Fig. 28	81.1	22.86	25.3	

B Products not available from stock. Please consult PRECI-DIP.