




# Micro Spring™ Air Core Inductors



The world's smallest surface mount air core inductors, these components provide exceptionally high Q over a wide range of frequencies.

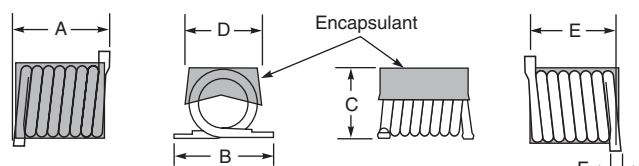
They feature tight inductance tolerance and thermal stability, which can often eliminate the need for circuit tuning.

Coilcraft's Micro Spring™ inductors are tape and reel packaged and have an acrylic jacket with a flat top, making them suitable for automatic placement and reflow or vapor phase processing. The leads are solder coated to ensure reliable soldering.

Coilcraft **Designer's Kit C108** contains samples of all 5% inductance tolerance parts. Kits with 2% tolerance are also available. To order, contact Coilcraft or visit <http://order.coilcraft.com>.

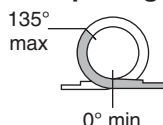
Part number <sup>1</sup>	Turns	Inductance <sup>2</sup> (nH)	Percent tolerance <sup>3</sup>	Q <sup>4</sup> min	Test freq. (MHz)	SRF <sup>5</sup> min (GHz)	DCR <sup>6</sup> max (mOhm)	Irms <sup>7</sup> max (A)
0906-2_	2	1.65	<b>10</b>	100	800	10.0	4.0	1.6
0906-3_	3	2.55	<b>10,5</b>	100	800	8.2	5.0	1.6
0906-4_	4	3.85	<b>10,5,2</b>	100	800	7.5	6.0	1.6
0906-5_	5	5.40	<b>5,2</b>	100	800	7.0	8.0	1.6
1606-6_	6	5.60	<b>5,2</b>	100	800	6.5	9.0	1.6
1606-7_	7	7.15	<b>5,2</b>	100	800	6.0	10	1.6
1606-8_	8	8.80	<b>5,2</b>	100	800	6.0	12	1.6
1606-9_	9	9.85	<b>5,2</b>	100	800	5.2	13	1.6
1606-10_	10	12.55	<b>5,2</b>	100	800	4.6	14	1.6

- When ordering, please add letter to specify inductance tolerance: **G**=2%, **J**=5%, **K**=10%.
- Inductance measured using Agilent/HP 4286 with Coilcraft SMD-A fixture and correlation.
- Tolerances in bold are stocked for immediate shipment.
- Q measured using Agilent/HP 4291A with Agilent/HP 16193A test fixture.
- SRF measured using Agilent/HP 8720D with Coilcraft SMD-D test fixture.
- DCR tested on the Cambridge Technology Model 510 Micro-ohmmeter.
- Average current for a 15°C rise above 25°C ambient.
- Operating temperature range -40°C to +125°C.
- Electrical specifications at 25°C.
- See Qualification Standards section for environmental and test data

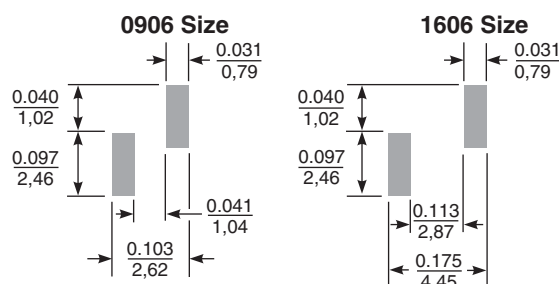


Size	A max	B max	C max	D	E	F max
0906	0.095 2,41	0.135 3,43	0.060 1,52	0.055 ±0.010 1,40 ±0,25	0.072 ±0.010 1,83 ±0,25	0.020 0,51
1606	0.165 4,19	0.135 3,43	0.062 1,58	0.055 ±0.010 1,40 ±0,25	0.144 ±0.012 3,66 ±0,30	0.020 0,51

### Strip Length



### Recommended Land Patterns



Weight:	8 – 14 mg	18 – 25 mg
<b>Tape and reel:</b>	500/7" reel* 8 mm tape width	500/7" reel* 12 mm tape width

\*Reels shipped from stock. Larger orders are 2000 per 7" reel.  
For packaging data see Tape and Reel Specifications section.

**Terminations:** Tin/lead over copper

# Coilcraft®

Specifications subject to change without notice.

Please check our website for latest information. Document 163-1 Revised 03/14/05

1102 Silver Lake Road Cary, Illinois 60013 Phone 847/639-6400 Fax 847/639-1469

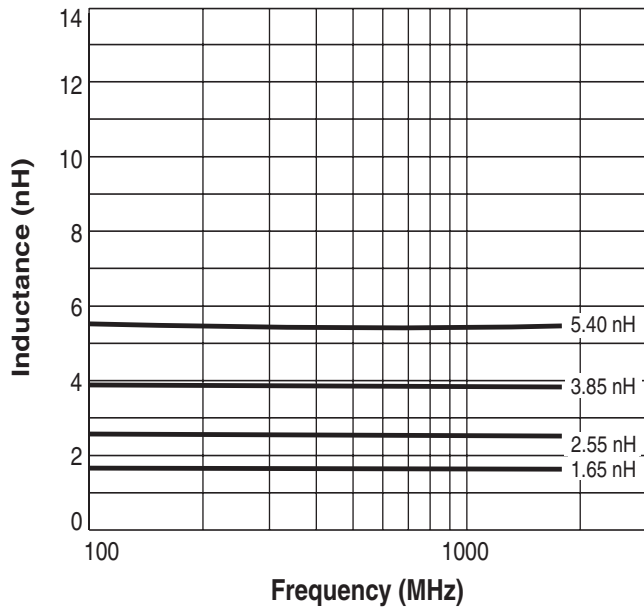
E-mail [info@coilcraft.com](mailto:info@coilcraft.com) Web <http://www.coilcraft.com>



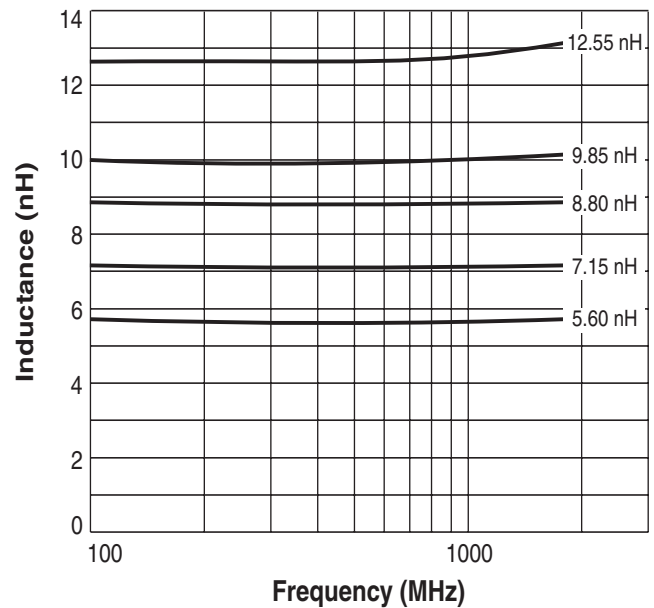
# Micro Spring™ Air Core Inductors

**S-Parameter files**  
ON OUR WEB SITE OR CD  
**SPICE models**  
ON OUR WEB SITE OR CD

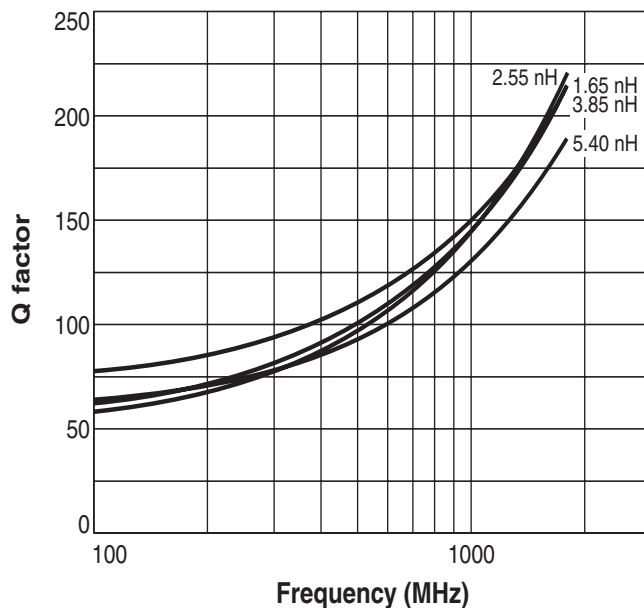
## Typical L vs Frequency – 0906 Series



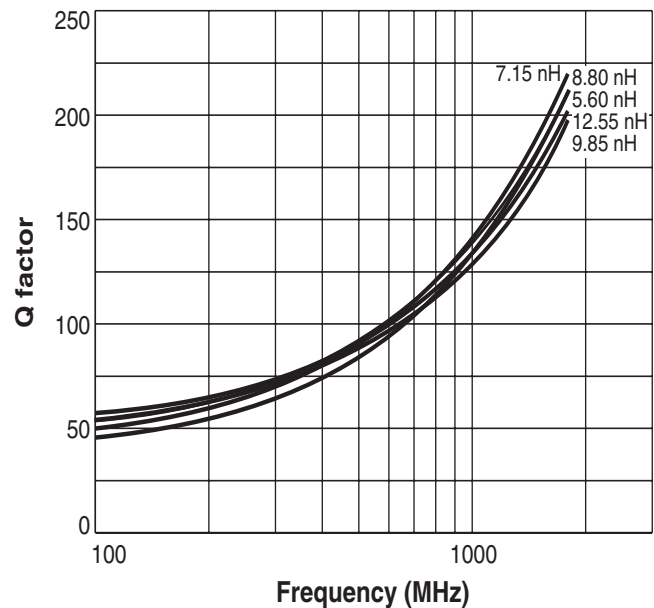
## Typical L vs Frequency – 1606 Series



## Typical Q vs Frequency – 0906 Series



## Typical Q vs Frequency – 1606 Series



Specifications subject to change without notice.  
Please check our website for latest information. Document 163-2 Revised 03/06/03

1102 Silver Lake Road Cary, Illinois 60013 Phone 847/639-6400 Fax 847/639-1469  
E-mail [info@coilcraft.com](mailto:info@coilcraft.com) Web <http://www.coilcraft.com>