





Specially designed for re-flow soldering including vapor phase.

Insertion characteristics: receptacle 4-finger standard

New:
Pin connectors with selective plated precision screw machined pin, plating code Z1.
Connecting side 1: gold plated soldering/PCB side 2: tin plated



| Platings | Sleeve  | Clip  | Pin  |
|----------------|--|--|---|
| 91 90 Z1 | 5 µm Sn Pb | 0.25 µm Au | 5 µm Sn Pb 1: 0.25 µm Au 2: 5 µm Sn Pb |

Ordering information

Replace **xx** with required plating code. Other platings on request

Other pin counts please consult

| No. of poles | Order Codes | | | Insulator dimensions | | | | | |
|--------------|-----------------------------------|----------------------|----------------------|----------------------|------|-------|------|---|------|
| | Plating: see ordering information | | | See | A | B | C | E | G |
| | Fig. 1 / Fig. 4 | Fig. 2 / Fig. 5 | Fig. 3 / Fig. 4 | | | | | | |
| 8 | 110-xx-308-41-105161 | 114-xx-308-41-134161 | 150-xx-308-00-106161 | Fig. 6 | 10.1 | 7.62 | 10.1 | | 10.1 |
| 14 | 110-xx-314-41-105161 | 114-xx-314-41-134161 | 150-xx-314-00-106161 | Fig. 6 | 17.8 | 7.62 | 10.1 | | 5.3 |
| 16 | 110-xx-316-41-105161 | 114-xx-316-41-134161 | 150-xx-316-00-106161 | Fig. 6 | 20.3 | 7.62 | 10.1 | | 5.3 |
| 18 | 110-xx-318-41-105161 | 114-xx-318-41-134161 | 150-xx-318-00-106161 | Fig. 6 | 22.9 | 7.62 | 10.1 | | 5.3 |
| 20 | 110-xx-320-41-105161 | 114-xx-320-41-134161 | 150-xx-320-00-106161 | Fig. 6 | 25.4 | 7.62 | 10.1 | | 8.3 |
| 24 | 110-xx-324-41-105161 | 114-xx-324-41-134161 | 150-xx-324-00-106161 | Fig. 6 | 30.4 | 7.62 | 10.1 | | 8.3 |
| 28 | 110-xx-328-41-105161 | 114-xx-328-41-134161 | 150-xx-328-00-106161 | Fig. 6 | 35.6 | 7.62 | 10.1 | | 8.3 |
| 24 | 110-xx-624-41-105161 | 114-xx-624-41-117161 | 150-xx-624-00-106161 | Fig. 7 | 30.4 | 15.24 | 17.7 | 7 | |
| 28 | 110-xx-628-41-105161 | 114-xx-628-41-134161 | 150-xx-628-00-106161 | Fig. 6 | 35.5 | 15.24 | 17.7 | | 10 |
| 32 | 110-xx-632-41-105161 | 114-xx-632-41-134161 | 150-xx-632-00-106161 | Fig. 6 | 40.6 | 15.24 | 17.7 | | 10 |
| 40 | 110-xx-640-41-105161 | 114-xx-640-41-134161 | 150-xx-640-00-106161 | Fig. 6 | 50.8 | 15.24 | 17.7 | | 10 |

