
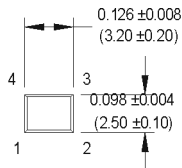


M2532 Series

2.5 x 3.2 mm, 3.3 Volt, HCMOS, Clock Oscillator



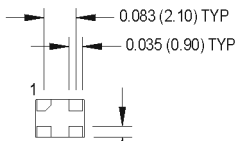
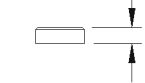
- 3.3 Volt Operation
- Standby or Tristate Option
- High density boards, low power circuits, portable test sets



ACTUAL SIZE

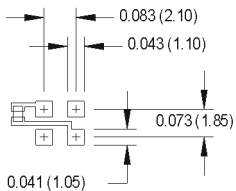
All dimensions in inches (mm).

0.043 (1.10) MAX



0.030 (0.75) TYP

SUGGESTED SOLDER PAD LAYOUT



Ordering Information

Product Series	M2532	1	3	T	C	N	00.0000 MHz
Temperature Range	1: 0°C to +70°C		2: -40°C to +85°C		6: -20°C to +70°C		
Stability	3: ±100 ppm		4: ±50 ppm		5: ±35 ppm		
			6: ±25 ppm				
Output Type	F: Fixed		Q: Standby Function		T: Tristate		
Symmetry/Logic Compatibility	G: 40/60 HCMOS		C: 45/55 HCMOS		N: Leadless		
Package/Lead Configurations	Frequency (customer specified)						

PIN	FUNCTION
1	N/C, Tri-state or Standby
2	Ground
3	Output
4	+Vdd

	PARAMETER	Symbol	Min.	Typ.	Max.	Units	Condition	
Electrical Specifications	Frequency Range	F	1.0		66.0	MHz	See Note 1	
	Frequency Stability	$\Delta F/F$	(See Ordering Information)					
	Operating Temperature	T _A	(See Ordering Information)					
	Storage Temperature	T _s	-55		+125	°C		
	Input Voltage	V _{dd}		3.3		V	± 5%	
	Input Current	I _{dd}	12		20	mA	Frequency Dependent	
	Standby Current				50	µA	Standby Mode	
	Symmetry (Duty Cycle)		(See Ordering Information)					Ref. ½ V _{dd}
	Load				15	pF		
	Rise/Fall Time	T _r /T _f			10	ns	10% and 90% frequency dependent	
	Logic "1" Level	V _{oh}	90% V _{dd}			V	HCMOS Load	
	Logic "0" Level	V _{ol}			10% V _{dd}	V	HCMOS Load	
	Random Jitter			4	10	ps RMS	1 Sigma	
	Standby/Tristate Function		Input Logic "1" or floating; output active Input Logic "0"; output to high-Z					
Environmental	Mechanical Shock	Per MIL-STD-202, Method 213, Condition C						
	Vibration	Per MIL-STD-202, Method 201 & 204						
	Reflow Solder Conditions	See "Figure 2"						
	Hermeticity	Per MIL-STD-202, Method 112 (1 x 10 ⁻³ atm.cc/s of helium)						
	Solderability	Per EIAJ-STD-002						

MtronPTI reserves the right to make changes to the product(s) and service(s) described herein without notice. No liability is assumed as a result of their use or application.

Please see www.mtronpti.com for our complete offering and detailed datasheets. Contact us for your application specific requirements: MtronPTI 1-800-762-8800.