
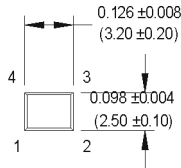


# M2532 Series

## 2.5 x 3.2 mm, 3.3 Volt, HCMOS, Clock Oscillator



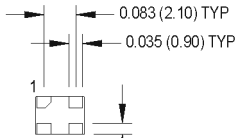
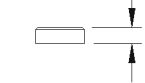
- 3.3 Volt Operation
- Standby or Tristate Option
- High density boards, low power circuits, portable test sets



ACTUAL SIZE

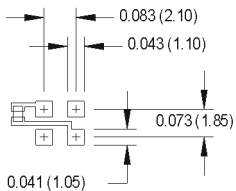
All dimensions in inches (mm).

0.043 (1.10) MAX



0.030 (0.75) TYP

SUGGESTED SOLDER PAD LAYOUT



### Ordering Information

Product Series	M2532	1	3	T	C	N	00.0000 MHz
Temperature Range	1: 0°C to +70°C		2: -40°C to +85°C		6: -20°C to +70°C		
Stability	3: ±100 ppm		4: ±50 ppm		5: ±35 ppm		
			6: ±25 ppm				
Output Type	F: Fixed		Q: Standby Function		T: Tristate		
Symmetry/Logic Compatibility	G: 40/60 HCMOS		C: 45/55 HCMOS		N: Leadless		
Package/Lead Configurations	Frequency (customer specified)						

PIN	FUNCTION
1	N/C, Tri-state or Standby
2	Ground
3	Output
4	+Vdd

	PARAMETER	Symbol	Min.	Typ.	Max.	Units	Condition	
Electrical Specifications	Frequency Range	F	1.0		66.0	MHz	See Note 1	
	Frequency Stability	$\Delta F/F$	(See Ordering Information)					
	Operating Temperature	T <sub>A</sub>	(See Ordering Information)					
	Storage Temperature	T <sub>s</sub>	-55		+125	°C		
	Input Voltage	V <sub>dd</sub>		3.3		V	± 5%	
	Input Current	I <sub>dd</sub>	12		20	mA	Frequency Dependent	
	Standby Current				50	µA	Standby Mode	
	Symmetry (Duty Cycle)		(See Ordering Information)					Ref. ½ V <sub>dd</sub>
	Load				15	pF		
	Rise/Fall Time	T <sub>r</sub> /T <sub>f</sub>			10	ns	10% and 90% frequency dependent	
	Logic "1" Level	V <sub>oh</sub>	90% V <sub>dd</sub>			V	HCMOS Load	
	Logic "0" Level	V <sub>ol</sub>			10% V <sub>dd</sub>	V	HCMOS Load	
	Random Jitter			4	10	ps RMS	1 Sigma	
	Standby/Tristate Function		Input Logic "1" or floating; output active Input Logic "0"; output to high-Z					
Environmental	Mechanical Shock	Per MIL-STD-202, Method 213, Condition C						
	Vibration	Per MIL-STD-202, Method 201 & 204						
	Reflow Solder Conditions	See "Figure 2"						
	Hermeticity	Per MIL-STD-202, Method 112 (1 x 10 <sup>-3</sup> atm.cc/s of helium)						
	Solderability	Per EIAJ-STD-002						

MtronPTI reserves the right to make changes to the product(s) and service(s) described herein without notice. No liability is assumed as a result of their use or application.

Please see [www.mtronpti.com](http://www.mtronpti.com) for our complete offering and detailed datasheets. Contact us for your application specific requirements: MtronPTI 1-800-762-8800.