

# SPECIFICATION OF FBM□-11 SERIES

## APPLICATIONS

1. EMI suppression for various electric equipment by the addition of impedance to the circuit.
2. It is particular effective with unstable grounding.
3. High frequency EMI prevention of computers , printers , VCRs , TVs and portable telephone.
4. The FBM□-11 series generates an impedance from the relatively low to high frequency. Therefore the FBM□-11 series is effective in noise suppression in the wide frequency range.



## ORDERING CODE

**FBM□ - 11 - 160808 - 121 T**  
 (1) (2) (3) (4) (5)

### (1) PRODUCT TYPE CODE

FBM : Ferrite Bead Multilayer  
 □: RoHS Code

### (2) DESIGN CODE

Type : 11,10,09,15,HA,L11,L10

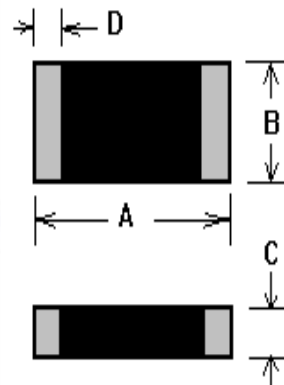
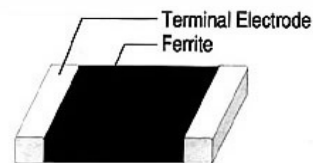
### (3) SIZE CODE

See Following Table

### (4) IMPEDANCE VALUE CODE

Example : 121=120Ω , 280=28Ω

### (5) TAPING



## SHAPE & DIMENSIONS

UNIT:mm (inch)

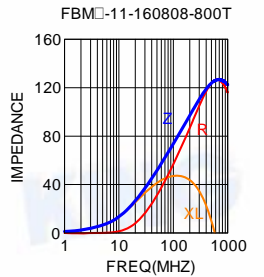
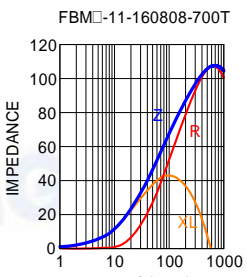
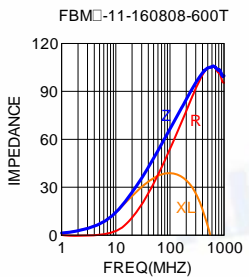
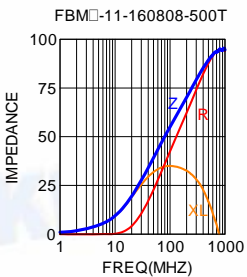
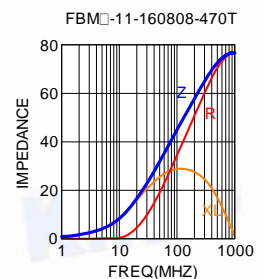
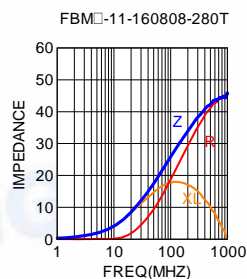
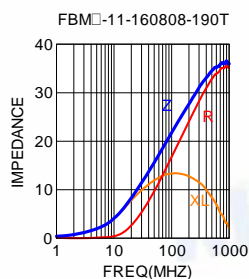
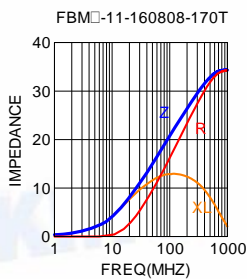
SIZE CODE	A	B	C	D
FBM□-11-100505 (0402)	1.00±0.10 (0.040±0.004)	0.50±0.10 (0.020±0.004)	0.50±0.10 (0.020±0.004)	0.25±0.10 (0.010±0.004)
FBM□-11-160808 (0603)	1.60±0.20 (0.063±0.008)	0.80±0.20 (0.031±0.008)	0.80±0.20 (0.031±0.008)	0.30±0.20 (0.012±0.008)
FBM□-11-201209 (0805)	2.00±0.20 (0.079±0.008)	1.20±0.20 (0.047±0.008)	0.90±0.20 (0.035±0.008)	0.50±0.30 (0.020±0.012)
FBM□-11-321611 (1206)	3.20±0.20 (0.126±0.008)	1.60±0.20 (0.063±0.008)	1.10±0.20 (0.043±0.008)	0.50±0.30 (0.020±0.012)

※All the data listed in this catalogue are for reference only, King Core reserves the right to alter or revise the specifications without prior notification.

# MULTILAYER CHIP BEADS → FBM□-11-160808 : Standard Type

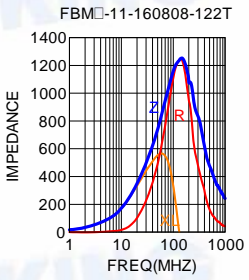
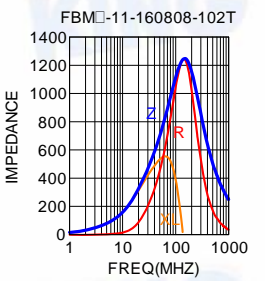
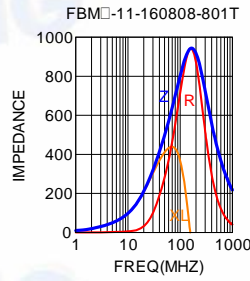
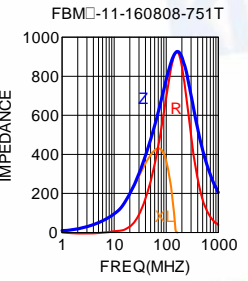
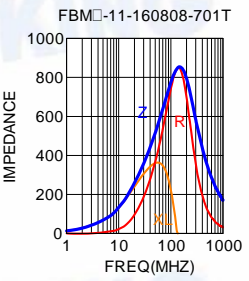
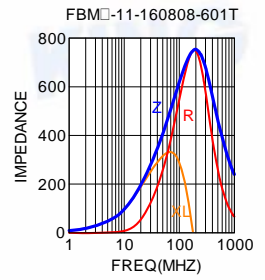
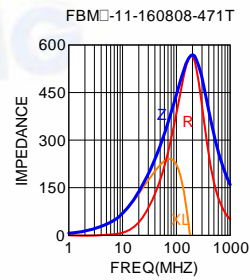
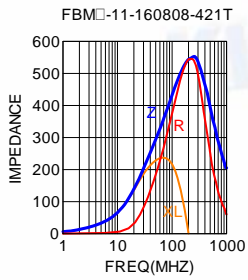
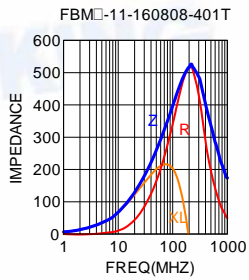
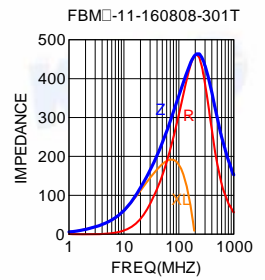
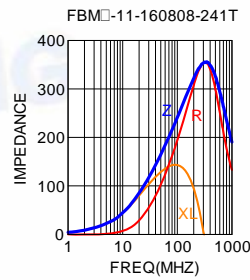
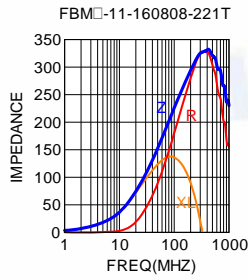
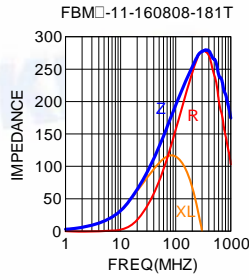
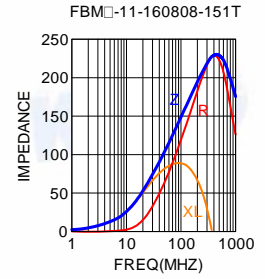
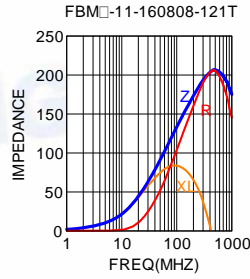
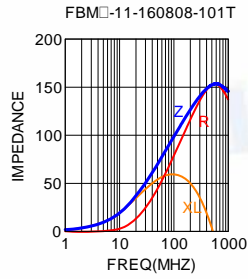
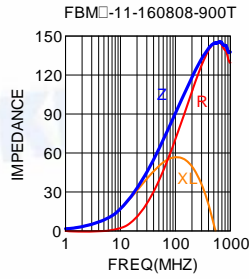
## ELECTRICAL CHARACTERISTICS

ORDERING CODE	Impedance (Ω)	Test Frequency (MHz)	DC Resistance (Ω)max	Rated Current (mA)max
FBM□-11-160808-170T	17±25%	100	0.1	600
FBM□-11-160808-190T	19±25%	100	0.1	600
FBM□-11-160808-280T	28±25%	100	0.2	300
FBM□-11-160808-470T	47±25%	100	0.3	300
FBM□-11-160808-500T	50±25%	100	0.3	500
FBM□-11-160808-600T	60±25%	100	0.3	300
FBM□-11-160808-700T	70±25%	100	0.3	300
FBM□-11-160808-800T	80±25%	100	0.3	300
FBM□-11-160808-900T	90±25%	100	0.3	300
FBM□-11-160808-101T	100±25%	100	0.3	200
FBM□-11-160808-121T	120±25%	100	0.3	200
FBM□-11-160808-151T	150±25%	100	0.4	200
FBM□-11-160808-181T	180±25%	100	0.4	200
FBM□-11-160808-221T	220±25%	100	0.4	200
FBM□-11-160808-241T	240±25%	100	0.4	200
FBM□-11-160808-301T	300±25%	100	0.5	200
FBM□-11-160808-401T	400±25%	100	0.5	200
FBM□-11-160808-421T	420±25%	100	0.5	200
FBM□-11-160808-471T	470±25%	100	0.5	200
FBM□-11-160808-601T	600±25%	100	0.6	200
FBM□-11-160808-701T	700±25%	100	0.7	200
FBM□-11-160808-751T	750±25%	100	0.7	200
FBM□-11-160808-801T	800±25%	100	0.7	200
FBM□-11-160808-102T	1000±25%	100	1.0	100
FBM□-11-160808-122T	1200±25%	100	1.0	100



※All the data listed in this catalogue are for reference only, King Core reserves the right to alter or revise the specifications without prior notification.

# MULTILAYER CHIP BEADS → FBM□-11-160808 : Standard Type



※All the data listed in this catalogue are for reference only, King Core reserves the right to alter or revise the specifications without prior notification.