

# E-Series 1:9 Transformer


## 10 - 75 MHz

ETC9-1T-5



### Features

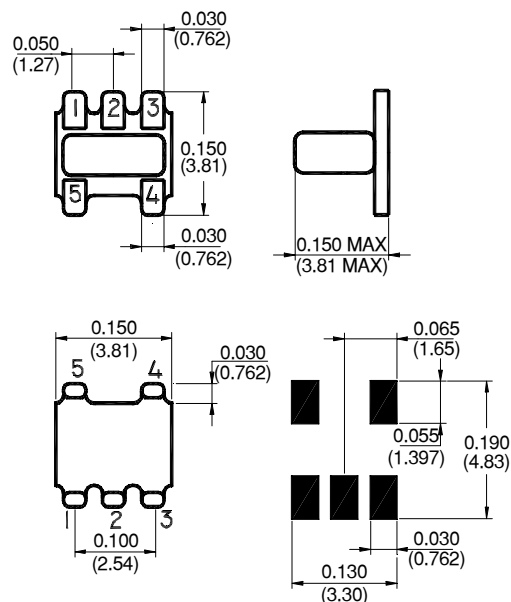
- Surface Mount
- 1:9 Impedance Ratio
- CT on Secondary



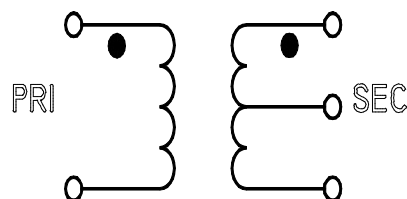
### Description

M/A-COM's ETC9-1T-5 is a 1:9 RF transmission line step-up transformer in a low cost, surface mount package. Ideally suited for high volume cellular and wireless applications. Typical applications include single to balanced mode conversion and impedance matching.

### SM-22 Package



### Schematic



### Electrical Specifications @25°C

Parameter	Units	Maximum	Minimum	Typical
Frequency Range	MHz	—	—	—
Insertion Loss ( $f_L - f_U$ ) 10- 75 MHz	dB	2.0	—	0.8
Amplitude Unbalance 10-75 MHz	dB	1.0	—	0.1
Phase Unbalance 10-75 MHz	Degrees	7°	—	—
Return Loss 10-75 MHz	dB	14	—	20.50

S 0806 F



M/A-COM ■ North America: Tel. (800) 366-2266, Fax (800) 618-8883 ■ Asia/Pacific: Tel.+85 2 2111 8088, Fax +85 2 2111 8087 ■  
Europe: Tel. +44 (1344) 869 595, Fax+44 (1344) 300 020

www.macom.com

Specifications subject to change without notice.

### Absolute Maximum Ratings

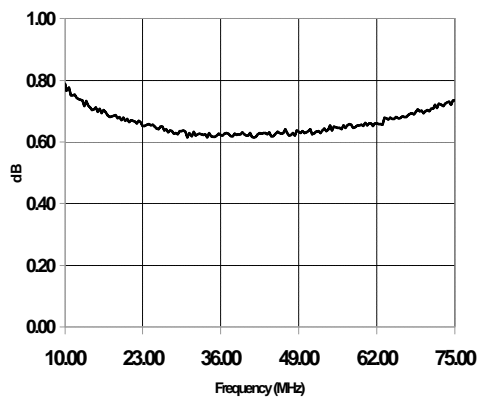
Parameter	Absolute Maximum
RF Power	250 mW
DC Current	30 mA
Operating Temperature	-20°C to +85°C
Storage Temperature	-20°C to +85°C

### Functional Configuration

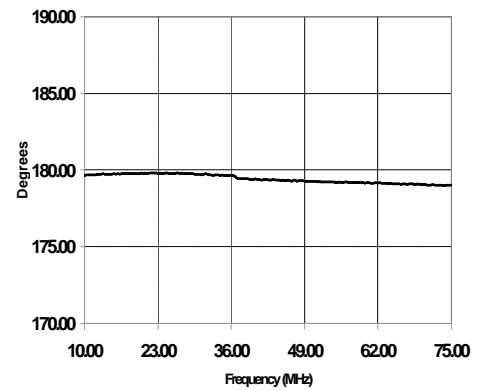
Function	Pin No.
Secondary Dot	1
Secondary CT	2
Secondary	3
Primary	4
Primary Dot	5

### Typical Performance @ 25°C

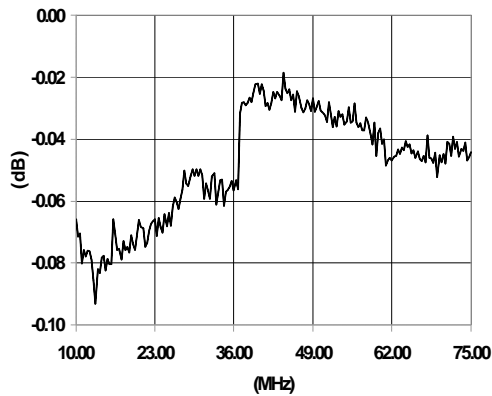
Insertion Loss



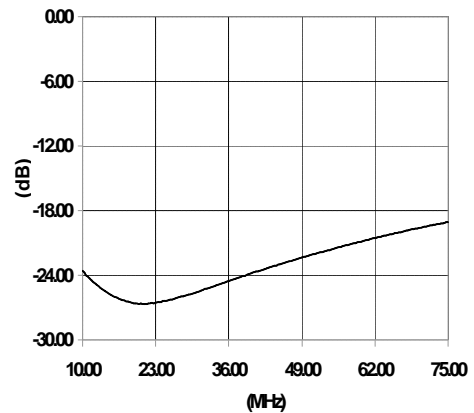
Phase Unbalance



Amplitude Unbalance



Return Loss



S 0806 F



M/A-COM ■ North America: Tel. (800) 366-2266, Fax (800) 618-8883 ■ Asia/Pacific: Tel.+85 2 2111 8088, Fax +85 2 2111 8087 ■ Europe: Tel. +44 (1344) 869 595, Fax+44 (1344) 300 020

www.macom.com

Specifications subject to change without notice.