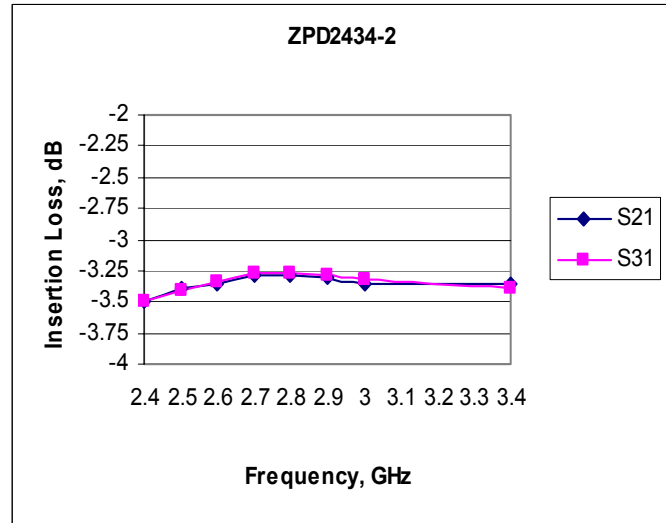




**Insertion Loss (dB)**



**Frequency (GHz)**

**FEATURES**

- Low Insertion Loss, Wide Band
- High Isolation, Excellent Amp/Phase Tracking
- Small Size

**APPLICATIONS**

- WiMAX
- WLAN
- 802.16x; 802.11x

PERFORMANCE SPECIFICATIONS	min	typ	max	UNITS
Frequency Range	2400	-	3400	MHz
Gain	-0.2	-0.4	-0.6	dB
Gain Flatness	-	-20	-15	dB
OFDM Output	-	-20	-14	dB
P1dB	-	-25	-18	dB
OIP3	-	-0.2	-0.4	dB
Supply Voltage and Maximal Current	-	2	3	Deg
VSWR	-	-	1	Watt
Operating Temperature Range	-40		85	°C
Package Style	ZPD-2			

All specifications are typical unless otherwise noted and subject to change without notice.

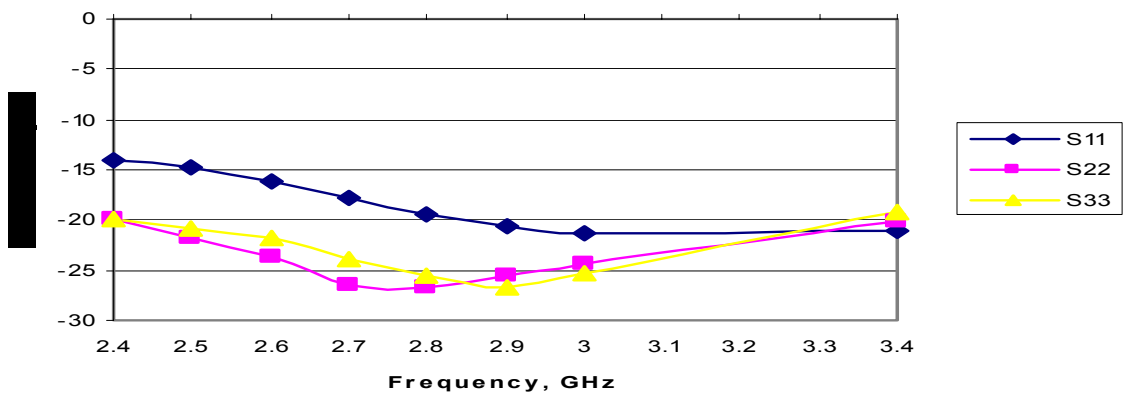
**TEST CONDITIONS**

**NOTES:**

Downloaded from [Elcodis.com](http://Elcodis.com) electronic components distributor

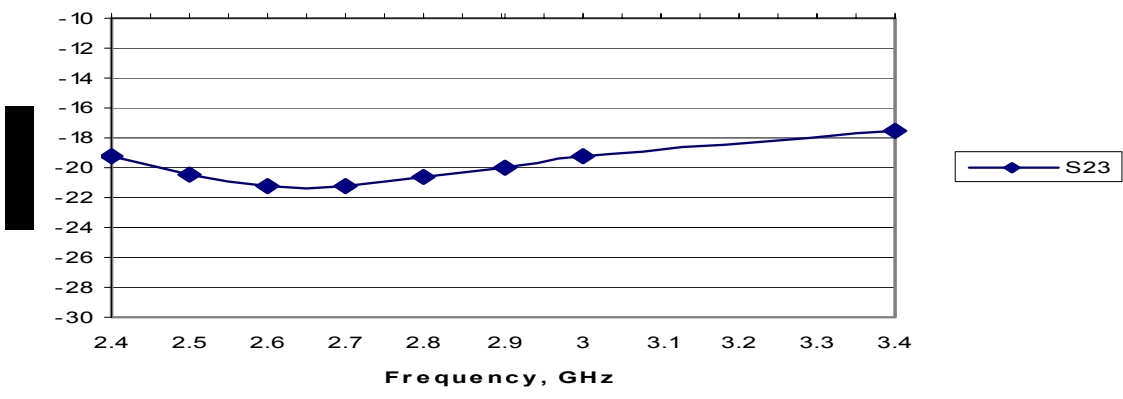
Return Loss, typ.

ZPD2434-2



Isolation, typ.

ZPD2434-2



PHYSICAL DIMENSIONS

