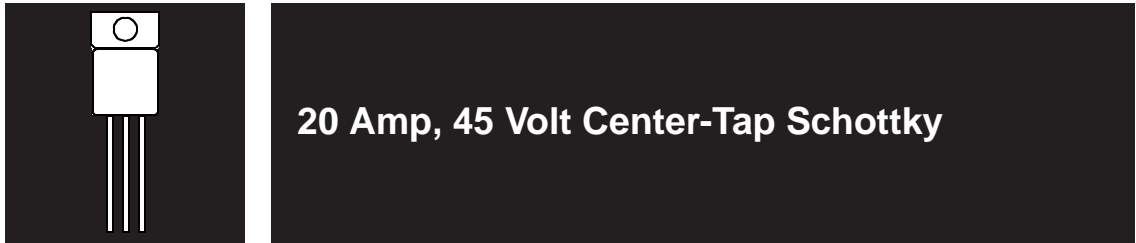


20 AMP ULTRA LOW FORWARD VOLTAGE SCHOTTKY CENTER-TAP RECTIFIERS



FEATURES

- Small Size/JEDEC TO-257AA Package
- Ultra Low Forward Voltage
- Two Rectifiers Per Package
- Rugged Package Design
- High Efficiency For Low Voltage Supplies
- Hermetic And Isolated Package
- Available Screened To MIL-S-19500, TX, TXV And S Levels

DESCRIPTION

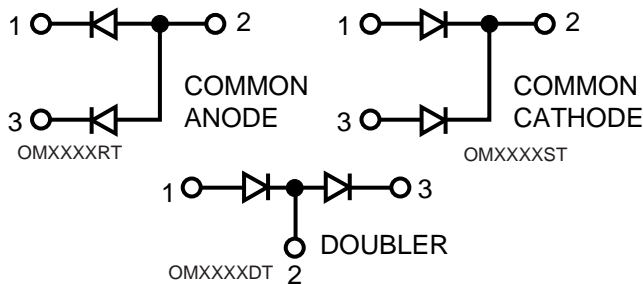
This series of Schottky barrier diodes offers ultra low forward voltage and high output current for its small package size. The OM4411ST was designed for demanding applications where small size, light weight and high reliability are required. These devices are ideal replacements for TO-3, DO-4 or DO-5 packages. All products are available Hi-Rel screened.

ABSOLUTE MAXIMUM RATINGS (Per Diode) $T_C = 25^\circ\text{C}$

Peak Inverse Voltage.....	45 V
Maximum Average DC Output Current.....	10 A
Non-Repetitive Peak Surge Current (8.3 ms).....	150 A
Storage Temperature Range	- 55° C to + 175° C
Junction Operating Temperature Range.....	- 55° C to + 150° C
Package Thermal Resistance, Junction-to-Case	2.0° C/W

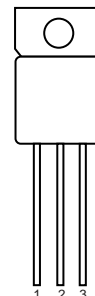
3.2

SCHEMATIC



Common cathode is standard. Contact factory for performance characteristics for common anode and doubler.
Z-Tab package also available.

CONNECTION DIAGRAM

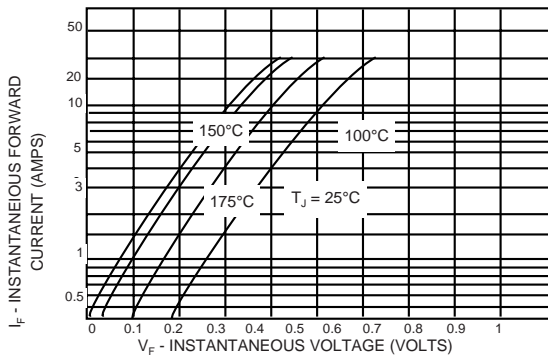


ELECTRICAL CHARACTERISTICS (Per Diode)

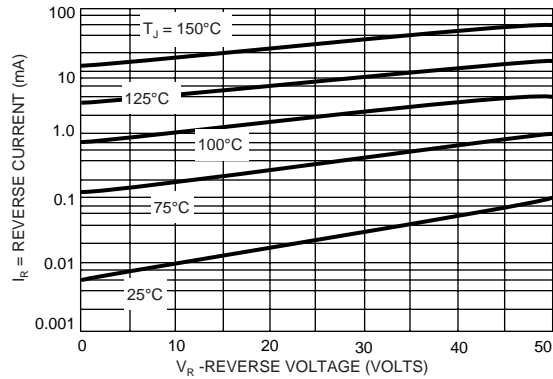
Characteristic	Symbol	Max.	Unit
Maximum Instantaneous Forward Voltage* $I_F = 10 \text{ A}, T_C = 100^\circ\text{C}$ $I_F = 10 \text{ A}, T_C = 25^\circ\text{C}$	V_F	0.575 0.625	Volts
Maximum Instantaneous Reverse Current* Rated dc Voltage, $T_C = 125^\circ\text{C}$ Rated dc Voltage, $T_C = 25^\circ\text{C}$	i_R	50 1.0	mA
Capacitance $V_R = 5.0\text{V}, T_C = 25^\circ\text{C}$	C_t	800	pf

* Pulse Test: Pulse Width = 300 μs , Duty Cycle 2.0%

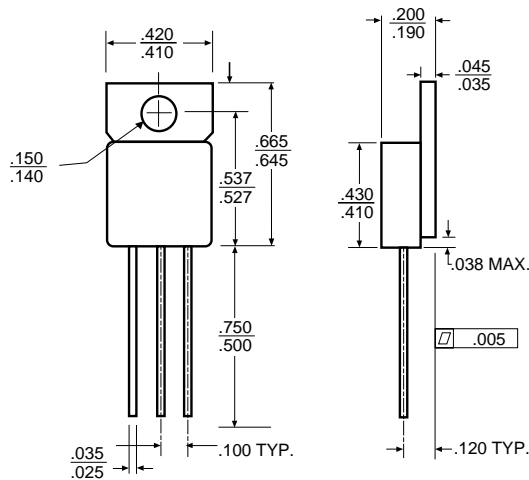
TYPICAL FORWARD VOLTAGE



TYPICAL REVERSE CURRENT



MECHANICAL OUTLINE



JEDEC TO-257AA