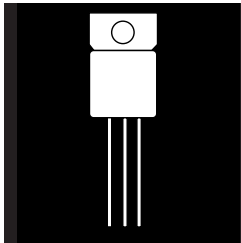


HERMETIC TO-257AA DUAL POWER SCHOTTKY RECTIFIER



16 Amp, 45 Volt Rating Center-Tap Rectifier

FEATURES

- Very Low Forward Voltage
- Low Recovery Charge
- Rugged Package Design, (JEDEC TO-257AA)
- High Efficiency For Low Voltage Supplies
- 45V Blocking @ Rated T_{jmax}
- 50V Repetitive Surge Voltage
- Dual Schottky Rectifier In A Single Isolated Package
- Available Non-Isolated (OM4201NT); Common Cathode Only
- Available Screened To MIL-S-19500, TX, TXV And S Levels

DESCRIPTION

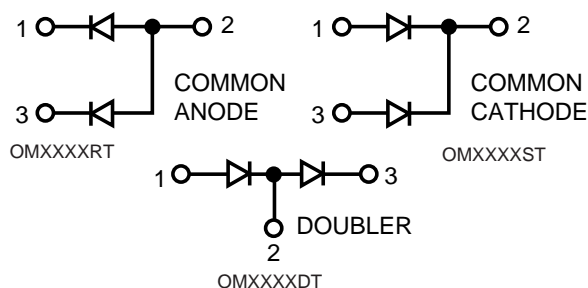
The OM4201ST has two Schottky barriers arranged in a common cathode configuration and is ideally suited for a full wave output rectifier in low voltage switching power supplies where small size and high reliability are required. Common anode and doubler configurations also available.

ABSOLUTE MAXIMUM RATINGS ($T_C = 25^\circ\text{C}$) Per Diode

Peak Inverse Voltage.....	45 V
Maximum Average D.C. Output Current.....	8 A
Peak Surge Current (Non-Repetitive, 8.3ms).....	100 A
Peak Reverse Transient Current.....	1.0 A
Storage Temperature Range.....	- 55° C to + 175° C
Junction Operating Temperature Range.....	- 55° C to + 150° C
Package Thermal Resistance, Junction-to-Case.....	2.5° C/W

3.2

SCHEMATIC



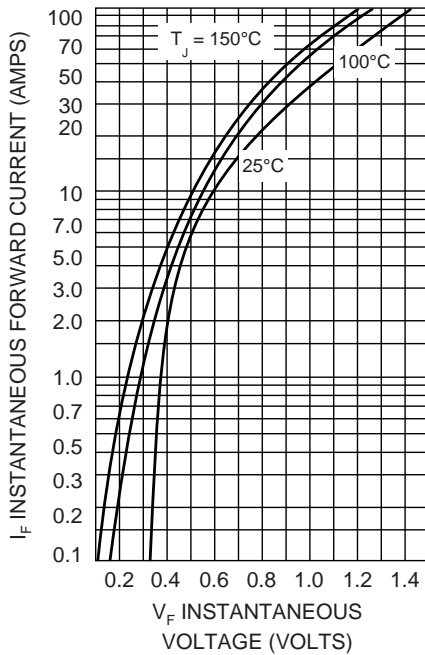
Common cathode is standard. Contact the factory for performance characteristics for common anode and doubler.
Z-Tab package also available.

ELECTRICAL CHARACTERISTICS ($T_C = 25^\circ\text{C}$) (Per Diode)

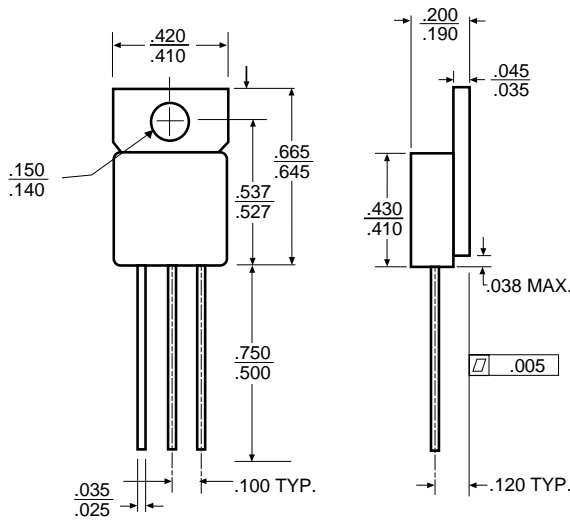
Characteristic	Symbol	Max.	Unit
Maximum Instantaneous Forward Voltage (1) $I_F = 10\text{A}, T_C = 125^\circ\text{C}$ $I_F = 10\text{A}, T_C = 25^\circ\text{C}$	V_F	0.70 0.85	V
Maximum Instantaneous Reverse Current (1) Rated dc Voltage, $T_C = 125^\circ\text{C}$ Rated dc Voltage, $T_C = 25^\circ\text{C}$	I_R	15 1.0	mA
Capacitance $V_R = 5.0\text{ V}$	C_t	500	pf

(1) Pulse Test: Pulse Width = $300\mu\text{s}$, Duty Cycle = 2.0%.

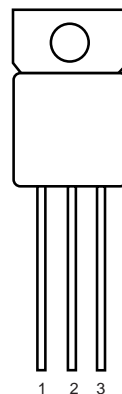
TYPICAL FORWARD VOLTAGE



MECHANICAL OUTLINE



PIN CONNECTION



MAXIMUM REVERSE CURRENT

