

VOLTAGE CONTROLLED OSCILLATOR

SURFACE MOUNT MODEL: DCRO123127-10

OPTIMIZED BANDWIDTH

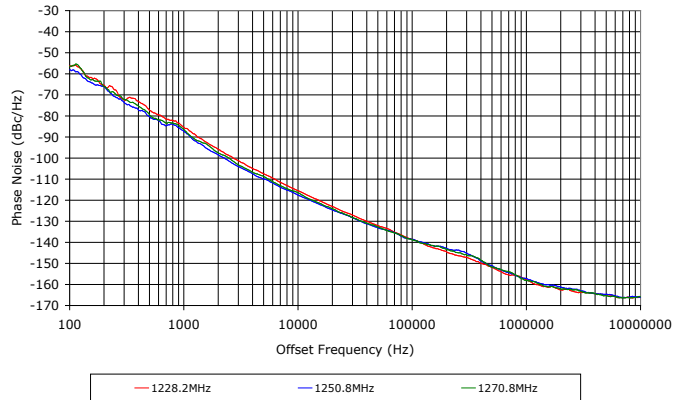
1230 - 1270 MHz

FEATURES:

- ▶ Exceptional Phase Noise Performance
- ▶ Small Size, Surface Mount
- ▶ Lead Free REL-PRO® Technology
- ▶ Planar Resonator Construction



Phase Noise



SPECIFICATIONS (Rev. C 08/24/09)

| | |
|-----------------------------|----------------------------|
| Frequency | 1230 - 1270 MHz |
| Tuning Voltage | See table below. |
| Bias Voltage | +10 VDC @ 20 mA (Max.) |
| Output Power | +1 dBm (Min.) |
| Tuning Sensitivity | 9 - 12 MHz/V (Typ.) |
| Output Impedance | 50 Ohms (Nom.) |
| Harmonic Suppression | 10 dB (Typ.) |
| Frequency Pulling | 5 MHz (Typ. @ 1.75:1 VSWR) |
| Frequency Pushing | 2 MHz/V (Typ.) |
| Tuning Port Capacitance | 65 pF (Typ.) |
| Phase Noise @ 10 kHz | -116 dBc/Hz (Typ.) |
| Operating Temperature Range | -40 to +85 °C |

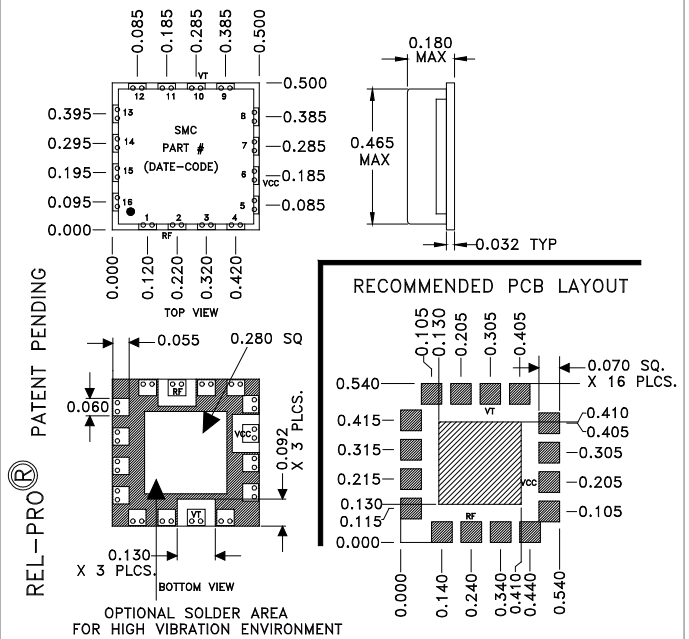
Guaranteed Tuning Specifications

| Tuning Voltage (V) | Frequency (MHz) |
|----------------------|-------------------|
| 0.5 | 1230 (Max.) |
| 8 | 1270 (Min.) |

Absolute Maximum Ratings

| | |
|------------------------------|----------------|
| Storage Temp. Range | -55 to +125 °C |
| Bias Voltage | +10.5 V |
| Tuning Voltage | +16 V |
| DC Voltage Applied to RF Out | ± 25 V |

Package # 278LF



This product is manufactured under one or more of the following patents.
 Approved: 5,160,810; 5,122,621; 5,390,349; 5,416,449; 5,650,754; 5,805,431; 6,525,623; 6,850,575; 7,088,189; 7,180,381; 7,196,591; 7,262,670;
 7,265,642; 7,292,113 Pending: 60/493075; 60/501371 & 60/501790; 60/527957 & 60/528670; 60/563481; 60/564173; 60/589090; 60/601823;
 60/605791; EV31369834; 11/259766; 60/622485 & 60/710310; 10/937525/60/736901; 60/732787; 7,495,525; 2,548,311; 2,548,317

Copyright © Synergy Microwave Corporation
 201 McLean Boulevard • Paterson, New Jersey 07504 USA • Tel: (973) 881-8800 • Fax: (973) 881-8361
 E-Mail: sales@synergymw.com • World Wide Web: http://www.synergymw.com



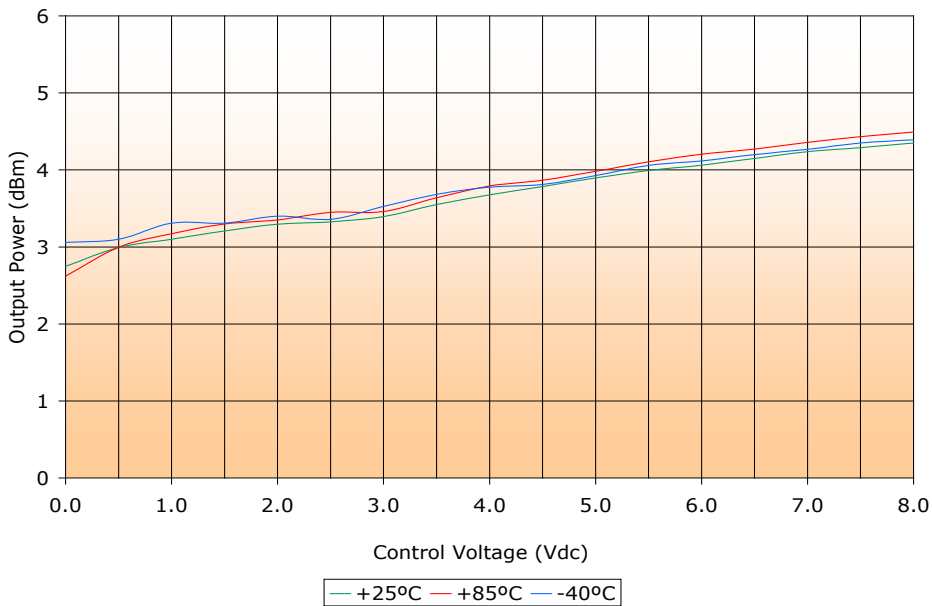
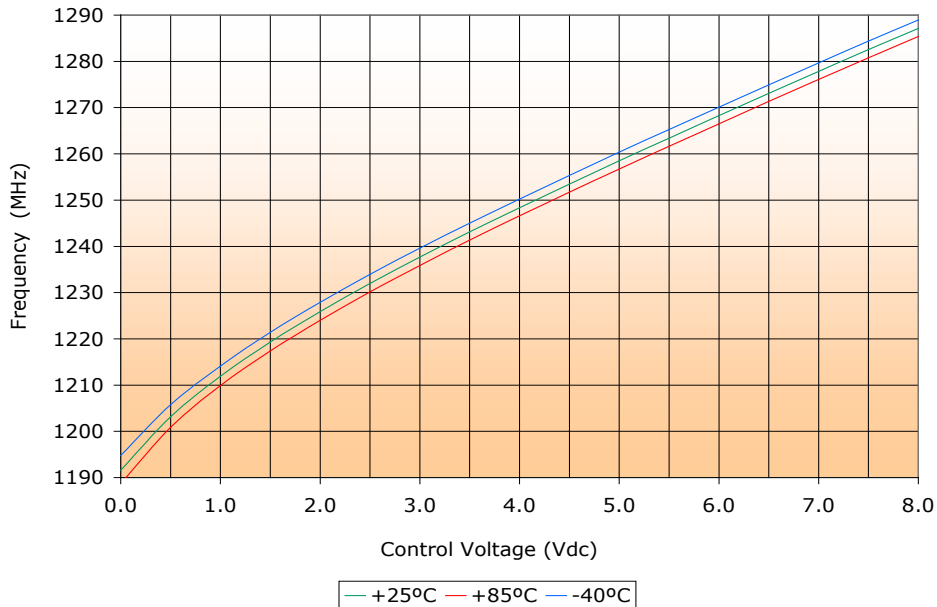
VOLTAGE CONTROLLED OSCILLATOR

SURFACE MOUNT MODEL: DCRO123127-10

OPTIMIZED BANDWIDTH

1230 - 1270 MHz

PERFORMANCE PLOTS



This product is manufactured under one or more of the following patents.
 Approved: 5,160,810; 5,122,621; 5,390,349; 5,416,449; 5,650,754; 5,805,431; 6,525,623; 6,850,575; 7,088,189; 7,180,381; 7,196,591; 7,262,670;
 7,265,642; 7,292,113 Pending: 60/493075; 60/501371 & 60/501790; 60/527957 & 60/528670; 60/563481; 60/564173; 60/589090; 60/601823;
 60/605791; EV31369834; 11/259766; 60/622485 & 60/710310; 10/937525/60/736901; 60/732787; 7,495,525; 2,548,311; 2,548,317

Copyright © Synergy Microwave Corporation
 201 McLean Boulevard • Paterson, New Jersey 07504 USA • Tel: (973) 881-8800 • Fax: (973) 881-8361
 E-Mail: sales@synergymwave.com • World Wide Web: http://www.synergymwave.com



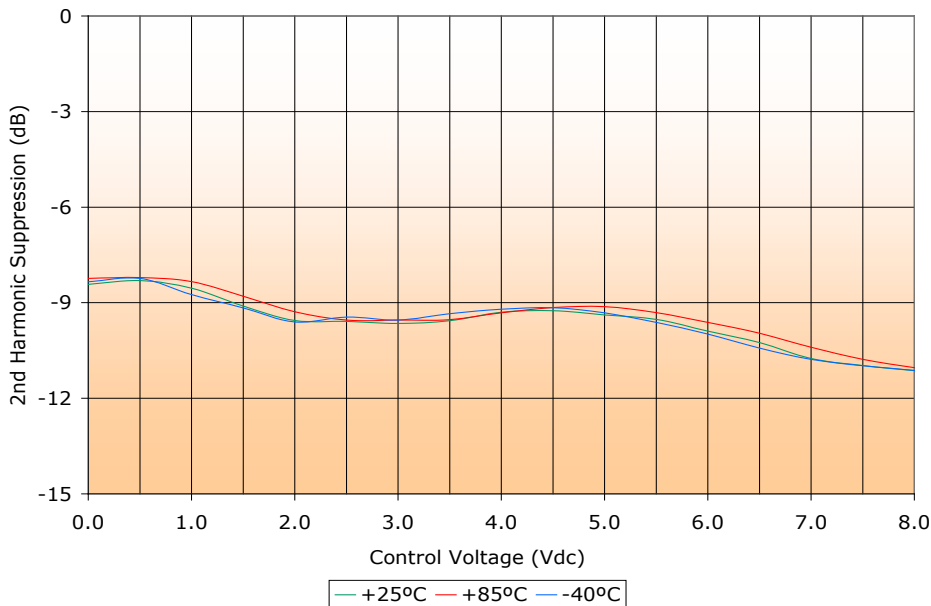
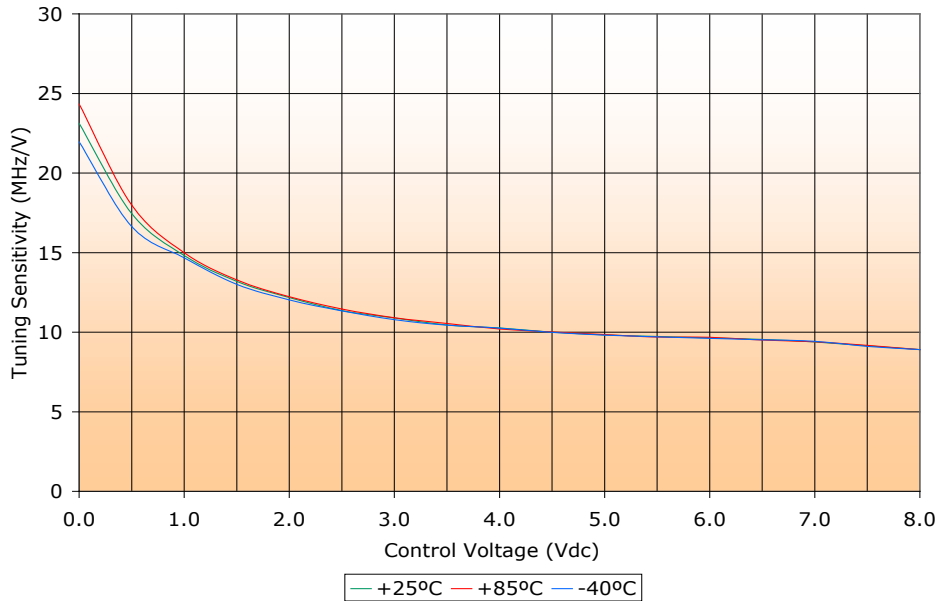
VOLTAGE CONTROLLED OSCILLATOR

SURFACE MOUNT MODEL: DCRO123127-10

OPTIMIZED BANDWIDTH

1230 - 1270 MHz

PERFORMANCE PLOTS



This product is manufactured under one or more of the following patents.
Approved: 5,160,810; 5,122,621; 5,390,349; 5,416,449; 5,650,754; 5,805,431; 6,525,623; 6,850,575; 7,088,189; 7,180,381; 7,196,591; 7,262,670;
7,265,642; 7,292,113 Pending: 60/493075; 60/501371 & 60/501790; 60/527957 & 60/528670; 60/563481; 60/564173; 60/589090; 60/601823;
60/605791; EV31369834; 11/259766; 60/622485 & 60/710310; 10/937525/60/736901; 60/732787; 7,495,525; 2,548,311; 2,548,317

Copyright © Synergy Microwave Corporation
201 McLean Boulevard • Paterson, New Jersey 07504 USA • Tel: (973) 881-8800 • Fax: (973) 881-8361
E-Mail: sales@synergymw.com • World Wide Web: <http://www.synergymw.com>

