

VOLTAGE CONTROLLED OSCILLATOR

SURFACE MOUNT MODEL: DCRO6569-5

OPTIMIZED BANDWIDTH

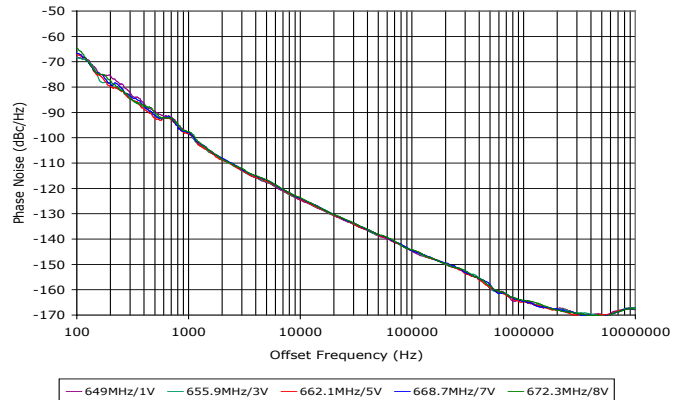
650 - 690 MHz

FEATURES:

- ▶ Exceptional Phase Noise Performance
- ▶ Small Size, Surface Mount
- ▶ Lead Free REL-PRO® Technology
- ▶ Planar Resonator Construction



Phase Noise



SPECIFICATIONS (Rev. A 02/25/08)

Frequency	650 - 690 MHz
Tuning Voltage	See table below.
Bias Voltage	+5 VDC @ 26 mA (Max.)
Output Power	+8 dBm (Min.)
Tuning Sensitivity	2 - 4 MHz/V (Typ.)
Output Impedance	50 Ohms (Nom.)
Harmonic Suppression	11 dB (Typ.)
Frequency Pulling	0.5 MHz (Typ. @ 1.75:1 VSWR)
Frequency Pushing	0.25 MHz/V (Typ.)
Tuning Port Capacitance	115 pF (Typ.)
Phase Noise @ 10 kHz	-124 dBc/Hz (Typ.)
Operating Temperature Range	-40 to +85 °C

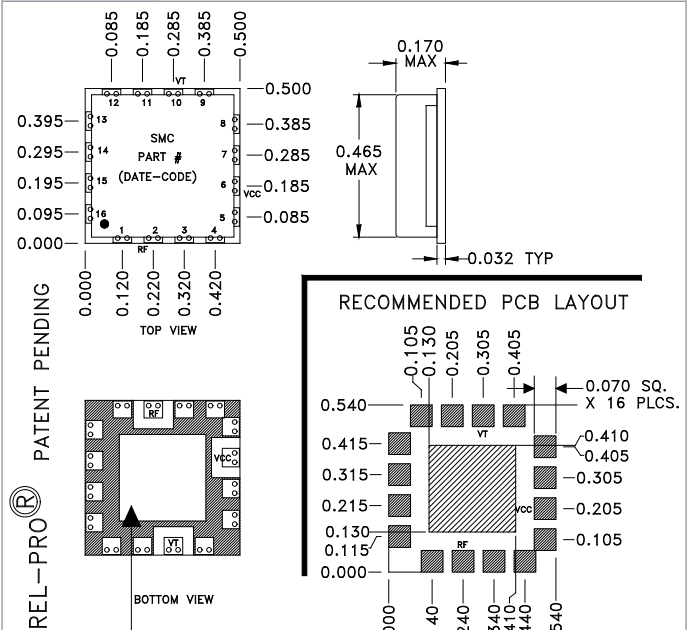
Guaranteed Tuning Specifications

Tuning Voltage (V)	Frequency (MHz)
0.5	650 (Max.)
5	658 (Min.)
9	670 (Min.)
12	680 (Min.)
15	685 (Min.)
20	690 (Min.)

Absolute Maximum Ratings

Storage Temp. Range	-55 to +125 °C
Bias Voltage	+5.5 V
Tuning Voltage	+28 V
DC Voltage Applied to RF Out	± 25 V

Package # 278LF



OPTIONAL SOLDER AREA FOR HIGH VIBRATION ENVIRONMENT DIMENSIONS ARE IN INCHES.
 TOLERANCES ON THREE DECIMAL PLACES= ± 0.015 ALL UNLABELED PINS TO BE GROUNDED.
 PACKAGE MOUNTING: SEE APPLICATION NOTE AN7200

This product is manufactured under one or more of the following patents: Approved: 5,180,810; 5,122,621; 5,390,346; 5,416,446; 5,630,754; 5,805,431; 6,325,623; 6,856,573; 7,088,189; 7,180,381; 7,185,591; 7,262,670; 7,263,642; 7,292,113
 Pending: 66/493,075; 60/501,371 & 65/581,756; 60/527,957 & 65/526,672; 60/263,481; 60/564,173; 60/580,083; 60/601,822; 60/605,579; 60/312,883/04;
 60/258,768; 60/622,485 & 66/710,112; 60/673,256/07/369/01; 60/732,737

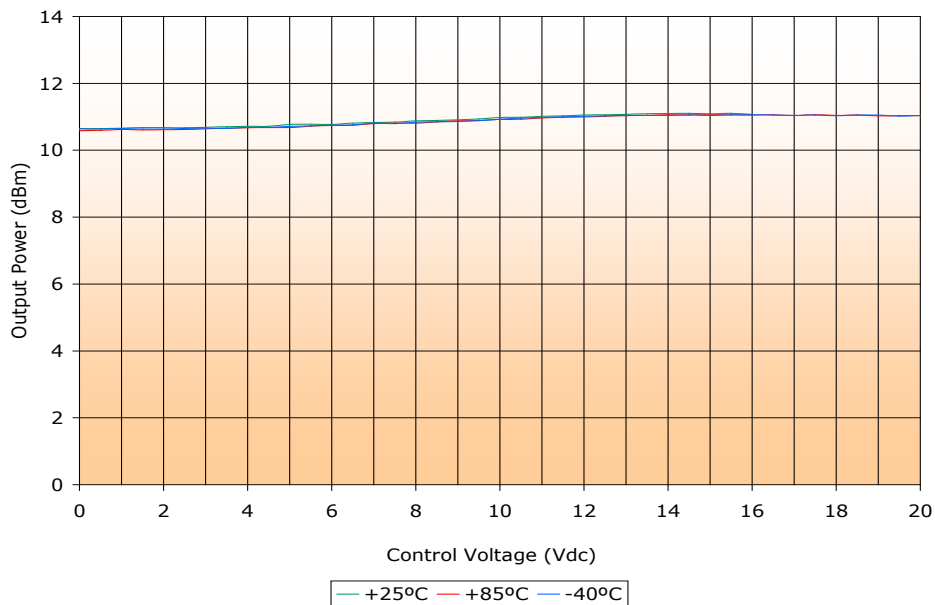
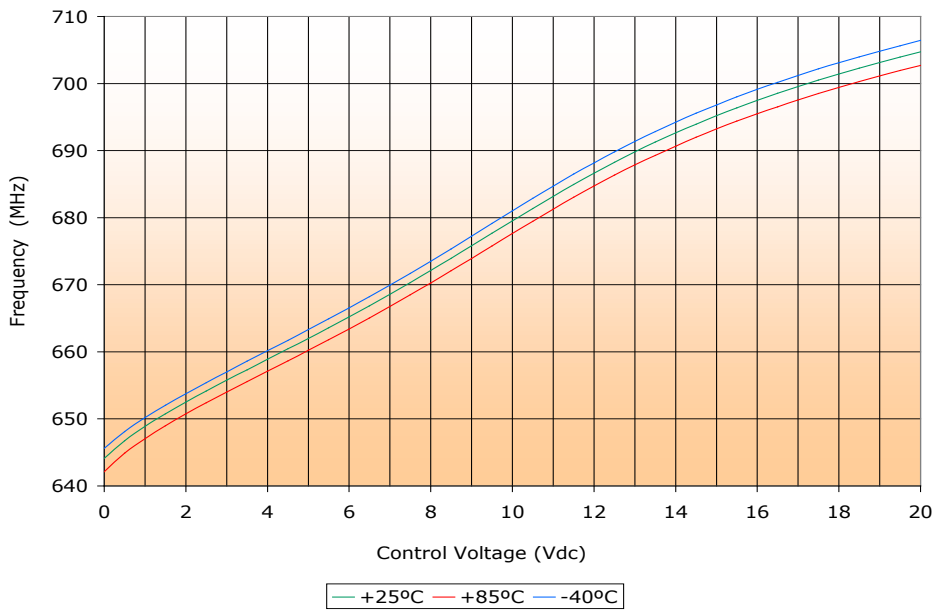


VOLTAGE CONTROLLED OSCILLATOR SURFACE MOUNT MODEL: DCRO6569-5

OPTIMIZED BANDWIDTH

650 - 690 MHz

PERFORMANCE PLOTS



This product is manufactured under one or more of the following patents: Approved: 5,180,810; 5,122,621; 5,390,346; 5,416,446; 5,630,754; 5,805,431; 6,325,623; 6,856,573; 7,088,189; 7,180,381; 7,185,591; 7,262,670; 7,265,642; 7,292,113
 Pending: 6549,3075; 60501371 & 65581796; 60507957 & 65538675; 60263481; 60564173; 60580083; 60661822; 60605791; EV31368034;
 RU258768; 60622485 & 65710219; RU60732560736901; 60732737

Copyright © 2006 Synergy Microwave Corporation
 201 McLean Boulevard • Paterson, New Jersey 07504 • Tel: (973) 881-8800 • Fax: (973) 881-8361
 E-Mail: sales@synergymw.com • World Wide Web: <http://www.synergymw.com>

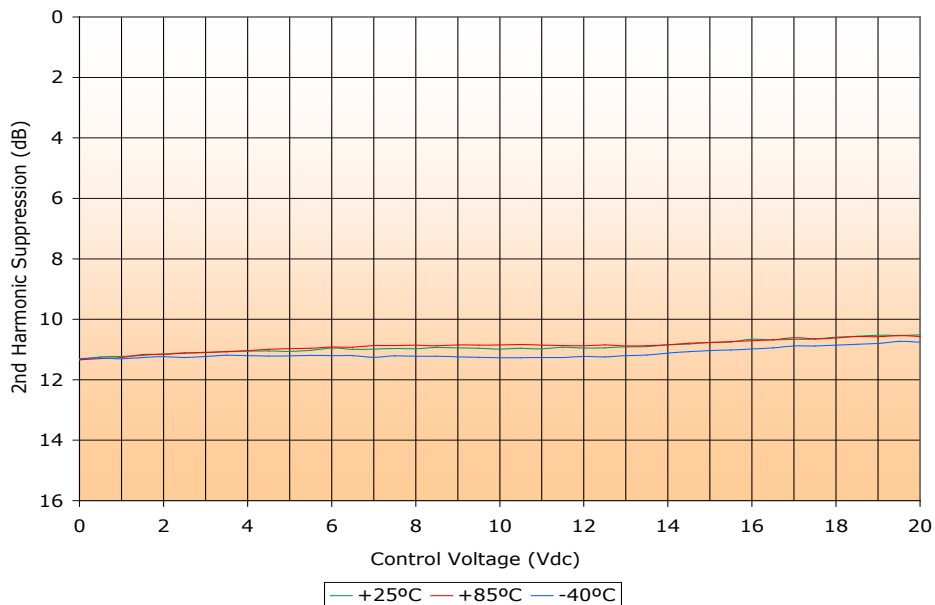
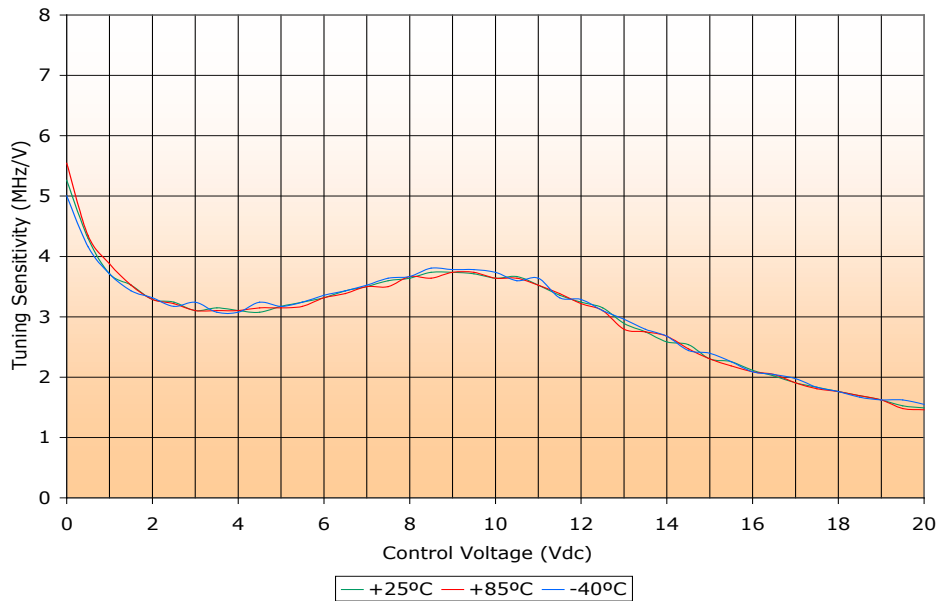


VOLTAGE CONTROLLED OSCILLATOR SURFACE MOUNT MODEL: DCRO6569-5

OPTIMIZED BANDWIDTH

650 - 690 MHz

PERFORMANCE PLOTS



This product is manufactured under one or more of the following patents: Approved: 5,180,810; 5,122,621; 5,390,346; 5,416,446; 5,630,754; 5,805,431; 6,325,623; 6,856,573; 7,088,189; 7,180,381; 7,185,591; 7,262,670; 7,265,642; 7,292,113
 Pending: 6649,3075; 60501371 & 66561796; 60507957 & 66533675; 60263481; 60564173; 60586083; 60661822; 60605791; EV3126A034; 11,258,768; 60622485 & 66710219; 1060732560736901; 60732737

Copyright © 2006 Synergy Microwave Corporation
 201 McLean Boulevard • Paterson, New Jersey 07504 • Tel: (973) 881-8800 • Fax: (973) 881-8361
 E-Mail: sales@synergymw.com • World Wide Web: <http://www.synergymw.com>

