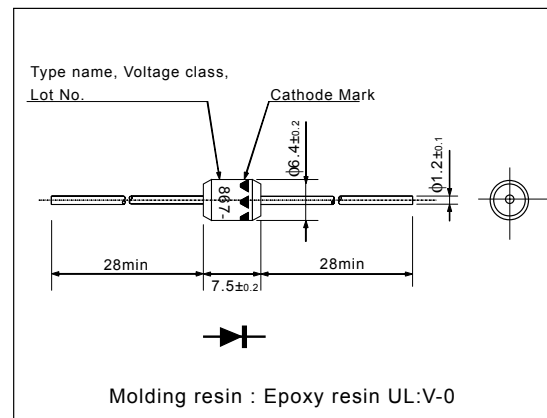


## HIGH VOLTAGE SCHOTTKY BARRIER DIODE

### Outline drawings, mm



### Features

- High voltage
- Low  $V_F$
- Super high speed switching
- High reliability by planer design

### Applications

- High speed switching

### Maximum ratings and characteristics

- Absolute maximum ratings ( $T_c=25^\circ\text{C}$  Unless otherwise specified )

Item	Symbol	Conditions	Rating	Unit
Repetitive peak reverse voltage	$V_{RRM}$		200	V
Average forward current	$I_{FAV}$	Square wave duty=1/2 $T_I=122^\circ\text{C}$	3.0	A
Non-repetitive forward surge current	$I_{FSM}$	Sine wave 10ms, 1shot	80	A
Operating junction temperature	$T_j$		150	$^\circ\text{C}$
Storage temperature	$T_{stg}$		-40 to +150	$^\circ\text{C}$

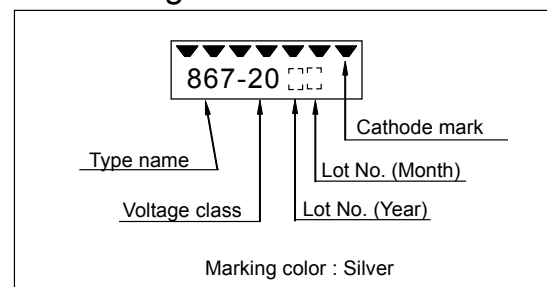
- Electrical characteristics ( $T_c=25^\circ\text{C}$  Unless otherwise specified )

Item	Symbol	Conditions	Max.	Unit
Forward voltage	$V_F$	$I_{FM}=3.0\text{A}$	1.25	V
Reverse current	$I_R$	$V_R=V_{RRM}$	150	$\mu\text{A}$

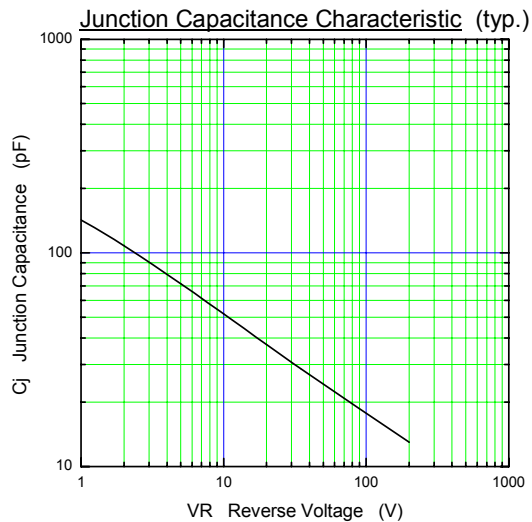
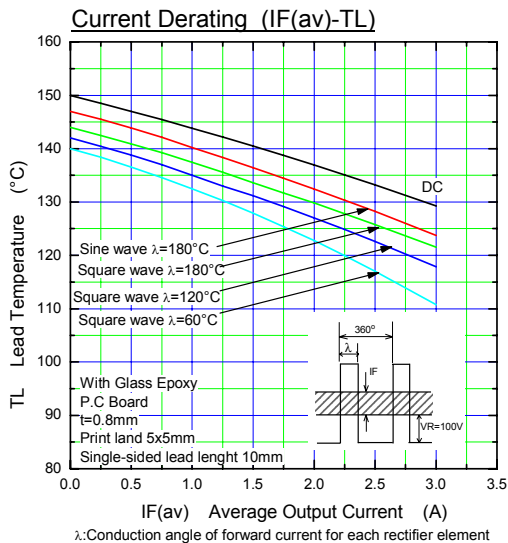
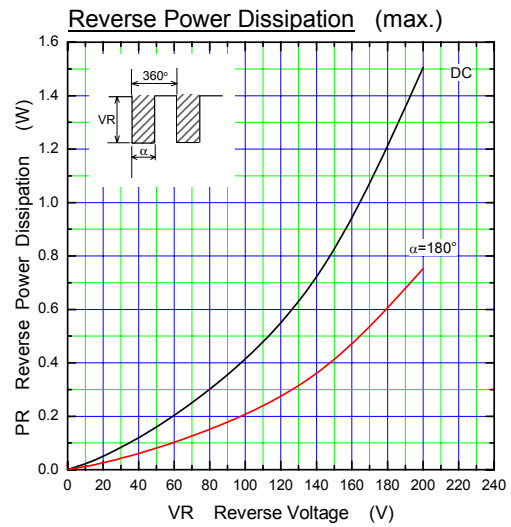
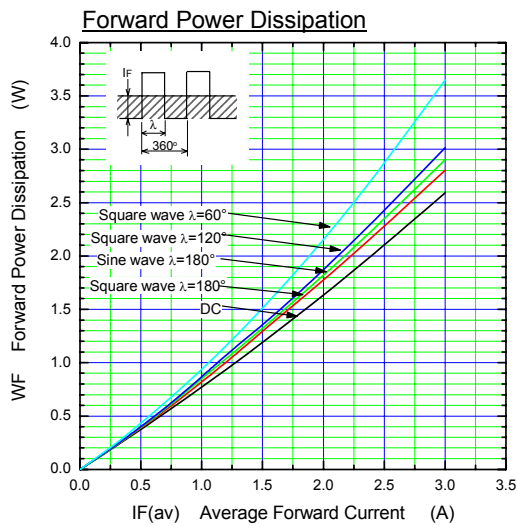
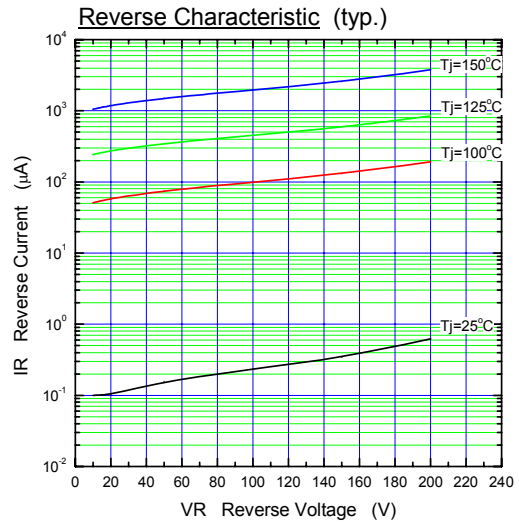
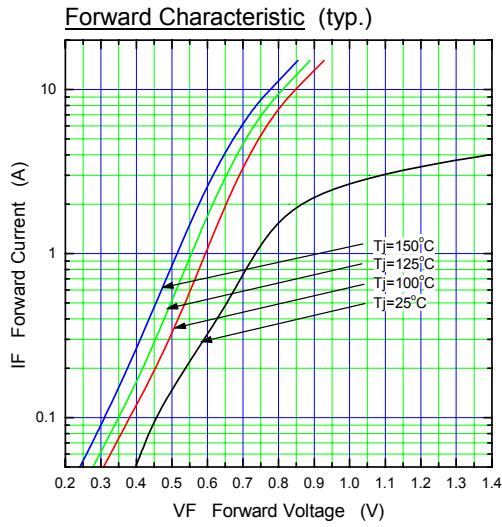
- Mechanical characteristics

Approximate mass	1.2	g
------------------	-----	---

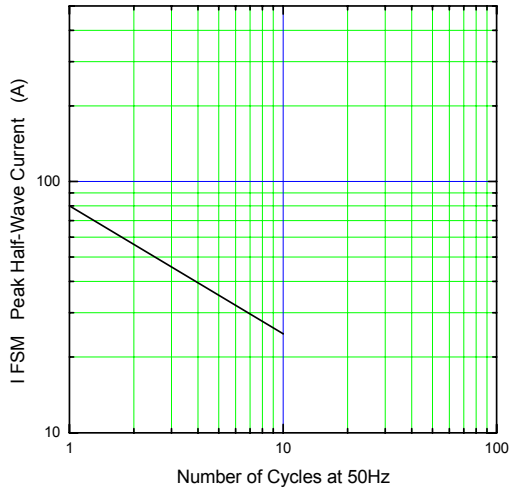
### Marking



■ Characteristics



Surge Capability



Transient Thermal Impedance

