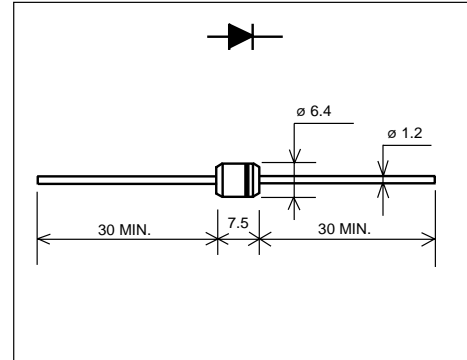


SCHOTTKY BARRIER DIODE

Outline drawings, mm



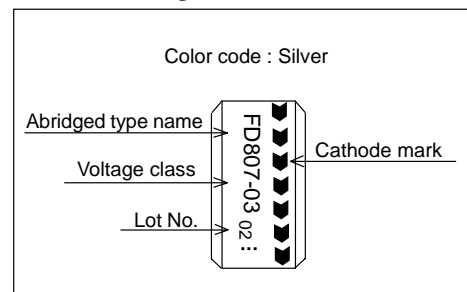
Features

- Low V_F
- Super high speed switching
- High reliability by planer design

Applications

- High speed power switching

Marking



Maximum ratings and characteristics

- Absolute maximum ratings

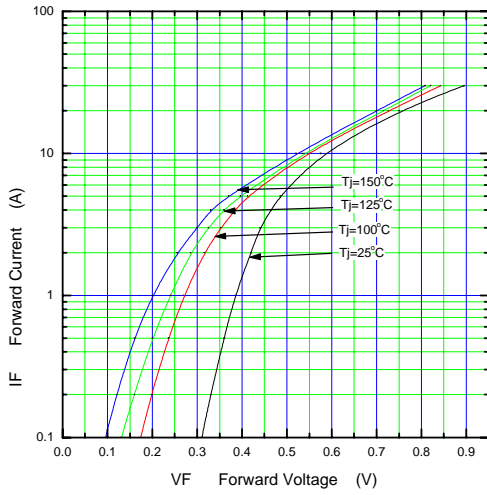
Item	Symbol	Conditions	Rating	Unit
Repetitive peak reverse voltage	V_{RRM}		30	V
Average forward current	$I_{F(AV)}$	Square wave, duty=1/2 $T_I=134^{\circ}C$	3.0	A
Surge current	I_{FSM}	Sine wave 10ms	120	A
Operating junction temperature	T_j		-40 to +150	$^{\circ}C$
Storage temperature	T_{stg}		-40 to +150	$^{\circ}C$

- Electrical characteristics ($T_a=25^{\circ}C$ Unless otherwise specified)

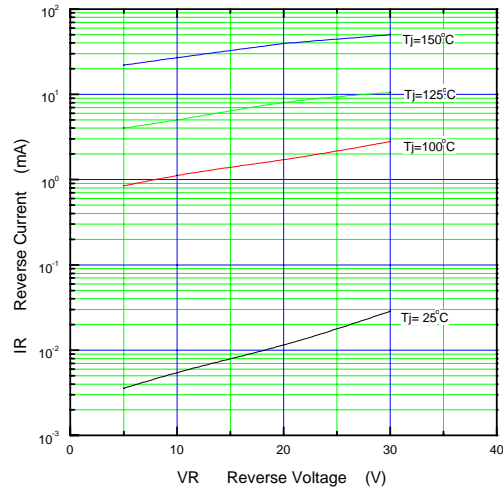
Item	Symbol	Conditions	Max.	Unit
Forward voltage drop	V_{FM}	$I_{FM}=3.0A$	0.47	V
Reverse current	I_{RRM}	$V_R=V_{RRM}$	5.0	mA

Characteristics

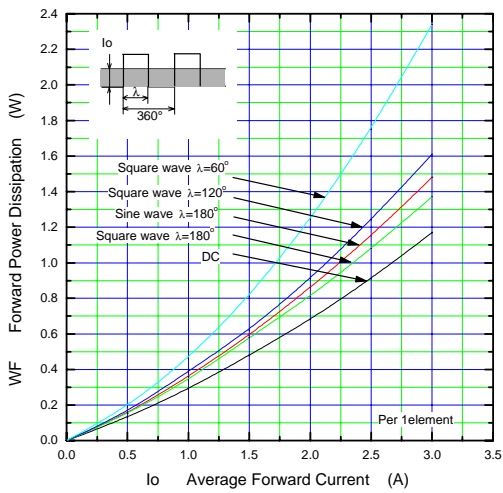
Forward Characteristic (typ.)



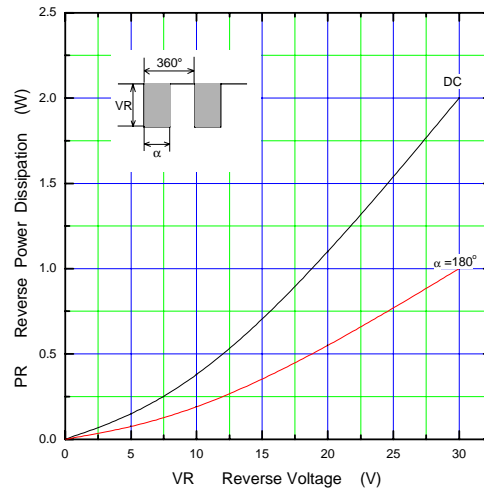
Reverse Characteristic (typ.)



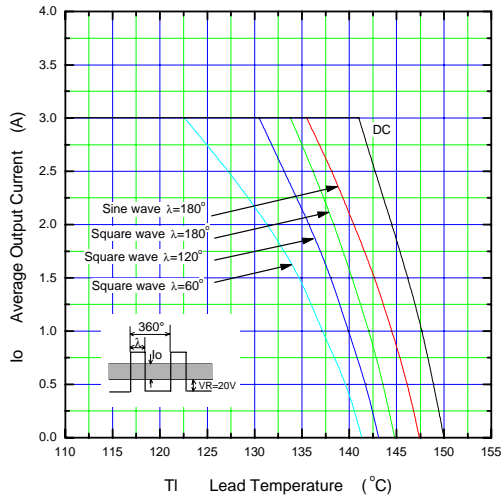
Forward Power Dissipation



Reverse Power Dissipation



Current Derating (Io-TI)



Junction Capacitance Characteristic (typ.)

