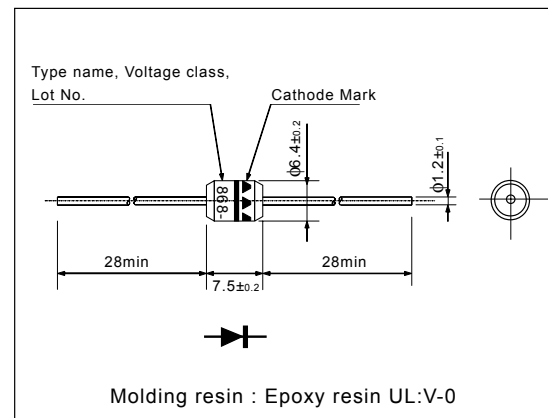


HIGH VOLTAGE SCHOTTKY BARRIER DIODE

Outline drawings, mm



Features

- High voltage
- Low V_F
- Super high speed switching
- High reliability by planer design

Applications

- High speed switching

Maximum ratings and characteristics

- Absolute maximum ratings ($T_c=25^\circ\text{C}$ Unless otherwise specified)

Item	Symbol	Conditions	Rating	Unit
Repetitive peak reverse voltage	V_{RRM}		150	V
Average forward current	I_{FAV}	Square wave duty=1/2 $T_I=102^\circ\text{C}$	4.0	A
Non-repetitive forward surge current	I_{FSM}	Sine wave 10ms, 1shot	110	A
Operating junction temperature	T_j		150	$^\circ\text{C}$
Storage temperature	T_{stg}		-40 to +150	$^\circ\text{C}$

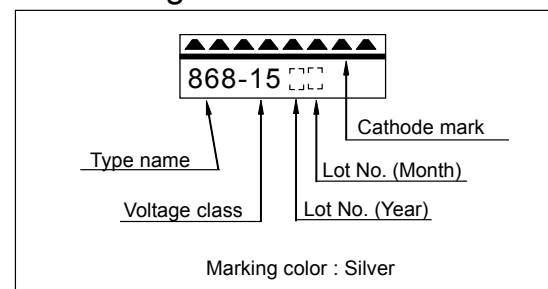
- Electrical characteristics ($T_c=25^\circ\text{C}$ Unless otherwise specified)

Item	Symbol	Conditions	Max.	Unit
Forward voltage	V_F	$I_{FM}=4.0\text{A}$	0.9	V
Reverse current	I_R	$V_R=V_{RRM}$	150	μA

- Mechanical characteristics

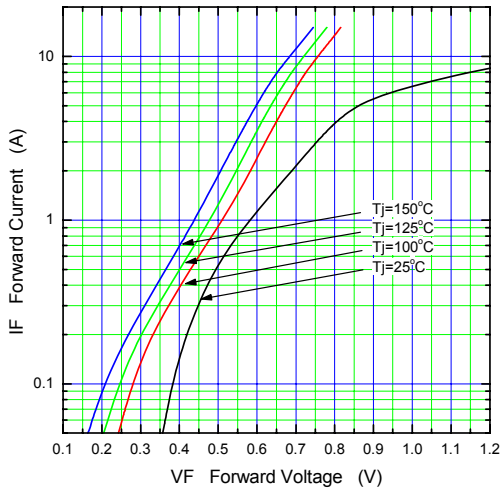
Approximate mass	1.2	g
------------------	-----	---

Marking

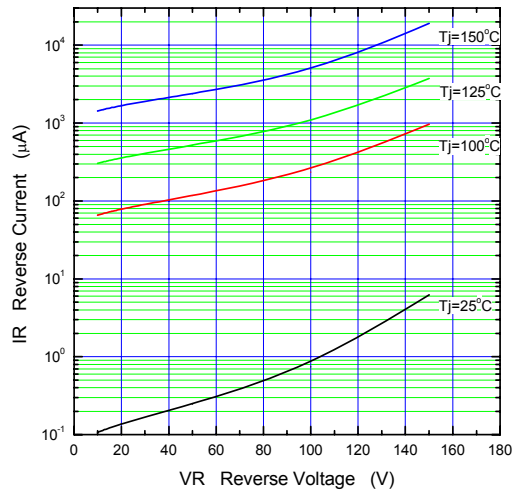


■ Characteristics

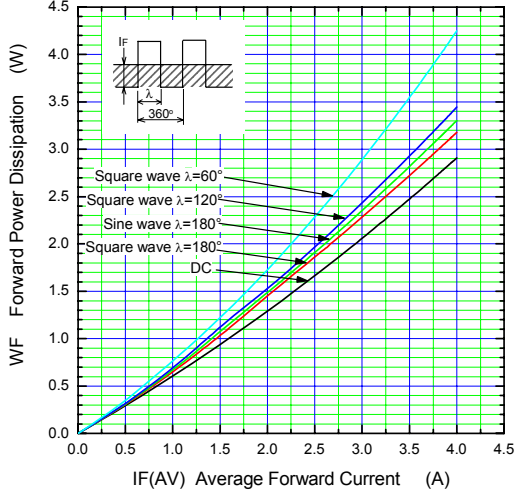
Forward Characteristic (typ.)



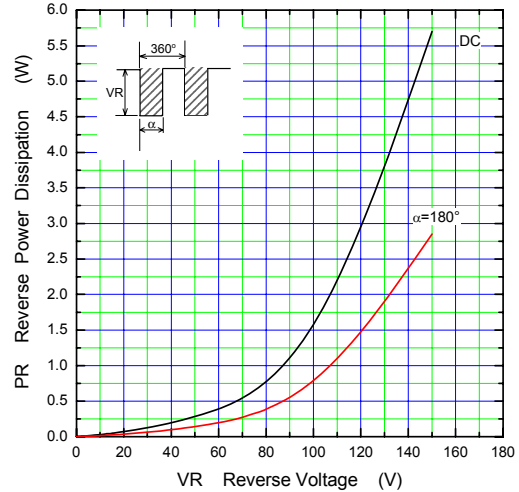
Reverse Characteristic (typ.)



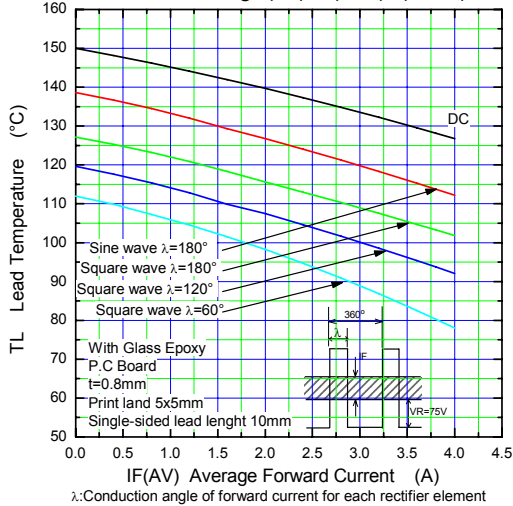
Forward Power Dissipation (max.)



Reverse Power Dissipation (max.)



Current Derating ($I_{F(AV)}-T_L$) (max.)



Junction Capacitance Characteristic (typ.)

