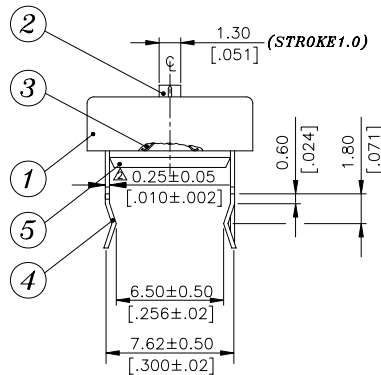
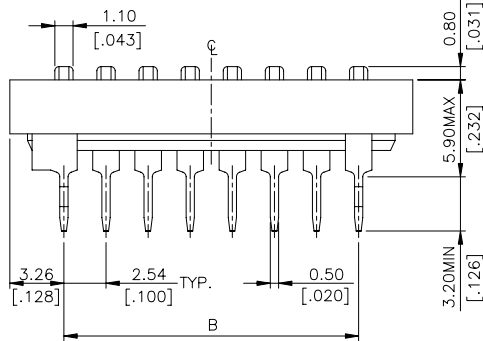
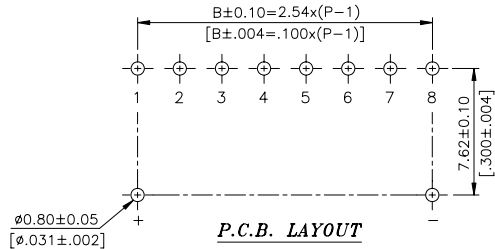
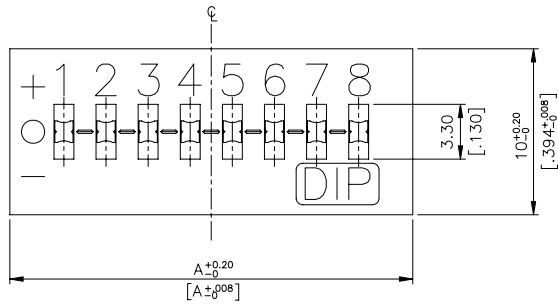


TDS SERIES



DIMENSIONS

TDS



TDS-12	12	34.46[1.357]	27.94[1.100]
*TDS-10	10	29.38[1.157]	22.88[.900]
*TDS-09	9	26.84[1.057]	20.32[.800]
*TDS-08	8	24.30[.957]	17.78[.700]
TDS-07	7	21.76[.857]	15.24[.600]
TDS-06	6	19.22[.757]	12.70[.500]
TDS-05	5	16.68[.657]	10.16[.400]
*TDS-04	4	14.14[.557]	7.62[.300]
TDS-03	3	11.60[.457]	5.08[.200]
TDS-02	2	9.06[.357]	2.54[.100]
PROD. NO.	NO. OF POS.	DIM. A	DIM. B

**General Tolerance : ±0.2mm

HOW TO ORDER

TDS - - - -

Package Style :
 = Tube

Soldering :
V = Lead Free Solderable

Number Of Positions:
04 = 4 Positions
08 = 8 Positions
09 = 9 Positions
10 = 10 Positions

Tri-State Type Dip Switch

SPECIFICATION

△MECHANICAL

Mechanical Life: 2,000 operations cycles
Operation Force: 1,000gf max.
Stroke: 1.0mm
Operation Temp: -20°C to +70°C
Storage Temp: -40°C to +85°C

△ELECTRICAL

Electrical Life: 2,000 cycles
Non-Switching Rating: 100mA, 50VDC
Switching Rating: 25mA, 24VDC
Contact Resistance: (a) 50mΩ max. at initial
(b) 100mΩ max. after life test
Insulation Resistance: 100MΩ min. at 500VDC
Dielectric Strength: 500VAC/1 minute
Circuit: 3 switching positions

MATERIAL

△BASE & COVER: UL94V-0 PBT High Thermoplastic
Color: Black
△ACTUATORS: UL94V-0 Nylon Thermoplastic
Color: White
△CONTACT: Alloy Copper with gold plated
△TERMINAL: Brass with tin plated
△CONTACT PLATING: Gold plating over nickel

SOLDERING PROCESS

△Keep all switch contacts in their "O" position for all operations.

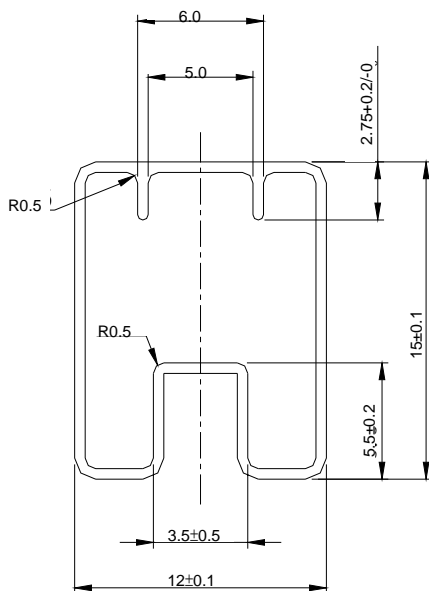
△WAVE SOLDERING: Recommended solder temperature at 500°F (260°C) max. 5seconds.

△HAND SOLDERING: Use a soldering iron of 30 watts, controlled at 350°C approximately 5 seconds while Applying solder.

PACKING

PART NUMBER	NO.POS	QUANTITY PER TUBE
TDS-04	04	33
TDS-08	08	19
TDS-09	09	17
TDS-10	10	16

TUBE



**General Tolerance : ±0.2mm