

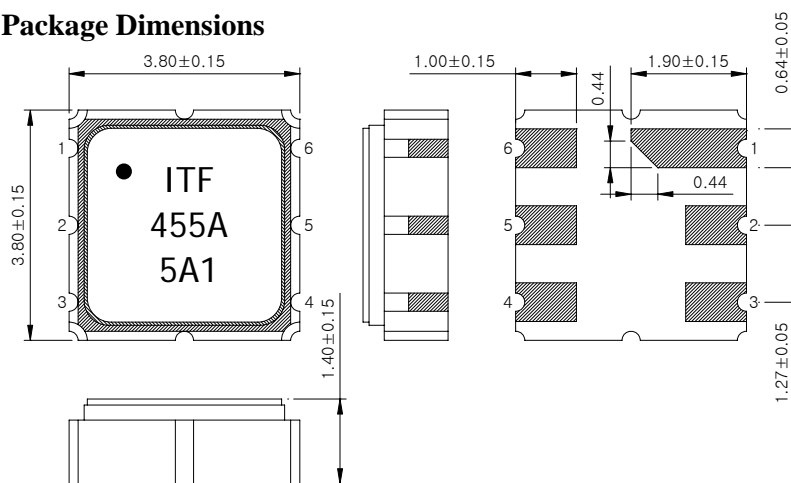
# SAW Bandpass Filter F455A



## Features

- RF bandpass filter for CDMA450 A-Band Tx. Part
- Usable bandwidth 5MHz (452.5 MHz ~ 457.5 MHz)
- High attenuation
- No matching 50Ω single-ended operation
- Ceramic Surface Mounted Device Package ( 3.8 mm × 3.8 mm )
- RoHS Compliant

## Package Dimensions



Dimensions shown are nominal in millimeters

Body : Al<sub>2</sub>O<sub>3</sub> Ceramic

Lid : Kovar, Ni Plated

Terminations : Au plating 0.3 ~ 1.0 um, Over a 1.27 ~ 8.89 um  
Ni Plating

### Pin Configurations

2	Input
5	Output
1, 3, 4, 6	Case ground

## Maximum Ratings

Parameters	Unit	Minimum	Typical	Maximum
Operating Temperature Range	°C	-30	25	85
Storage Temperature Range	°C	-40	-	85
Power Handling Capability	dBm	-	-	30

Electrostatics Sensitive Device (ESD)

	<b>ITF Co., Ltd.</b> 102-901, Bucheon Technopark 364, Samjeong-Dong, Ojeong-Gu, Bucheon-City, Gyeonggi-Do, Korea 421-809	Part No.	F455A	
		Rev. Date	2006-06-08	
		Rev.	NR4007-AS04	1/7

# SAW Bandpass Filter F455A




## Specifications

	Minimum	Typical	Maximum	Unit
Center Frequency ( Fc )	-	455.0	-	MHz
Insertion Loss (In Fc +/- 2.5 MHz)	-	2.0	2.8	dB
Amplitude Ripple (In Fc +/- 2.5 MHz)	-	0.8	1.5	dB
VSWR (In Fc +/- 2.5 MHz)	-	1.4	2.0	
Relative Attenuation				
0.3 MHz ~ 350.0 MHz	25	30	-	dB
350.0 MHz ~ 441.0 MHz	25	30	-	
462.5 MHz ~ 467.5 MHz	38	50	-	
467.5 MHz ~ 1200 MHz	25	30	-	
1200 MHz ~ 2000 MHz	20	-	-	
Temperature Range (Operational)	-30	25	85	°C
Input RF Power (In Fc +/- 2.5 MHz)			30	dBm
Input/Output Impedance		50		Ohms

### Notes :

- 1) All specifications are based on the matching schematic shown below, measured by Agilent Network analyzer and full 2 port calibration.
- 2) Electrical margin has been built into the design to account for the variations due to temperature drift and manufacturing tolerances
- 3) All attenuation measurements are measured relative to insertion loss

 Integrated Technology Future	<b>ITF Co., Ltd.</b> 102-901, Bucheon Technopark 364, Samjeong-Dong, Ojeong-Gu, Bucheon-City, Gyeonggi-Do, Korea 421-809	Part No.	F455A	
		Rev. Date	2006-06-08	
		Rev.	NR4007-AS04	2/7

# SAW Bandpass Filter F455A



## Matching Schematic

( Actual matching values may vary due to PCB layout and parasitics )



## Marking Configuration

- 1) ●
- ITF<sup>2)</sup>
- 455A<sup>3)</sup>
- 5A1<sup>4)</sup>

1) Pad Number 1 Index

2) Manufacturer name

3) Marking Number

4) Lot Number

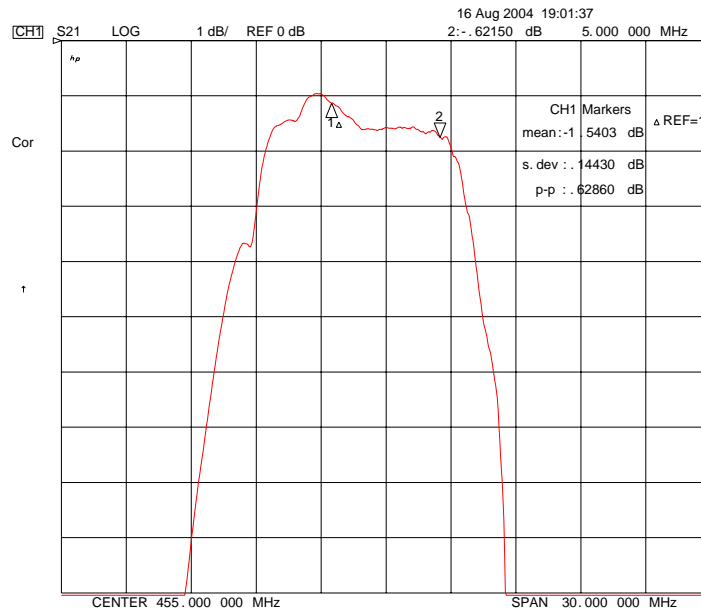
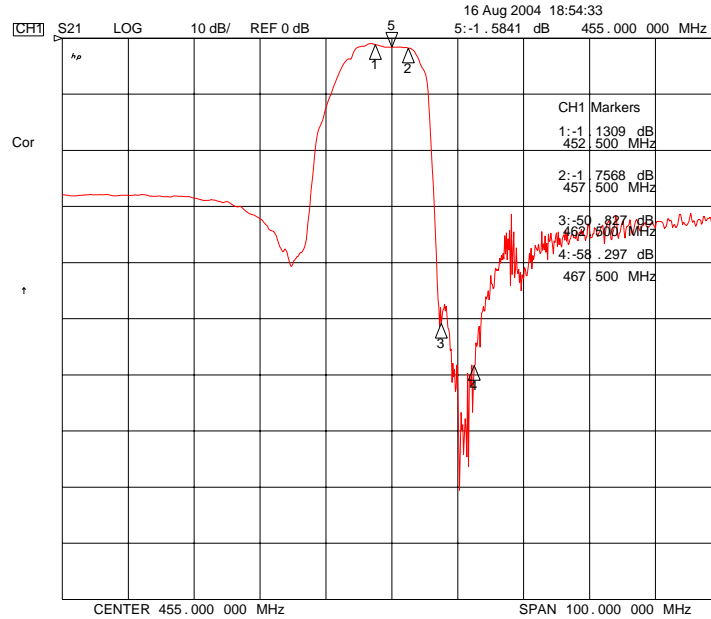
\* Ink or Laser Marking available


	<b>ITF Co., Ltd.</b> 102-901, Bucheon Technopark 364, Samjeong-Dong, Ojeong-Gu, Bucheon-City, Gyeonggi-Do, Korea 421-809	Part No.	F455A	
		Rev. Date	2006-06-08	
		Rev.	NR4007-AS04	3/7

# SAW Bandpass Filter F455A



## Typical Performance ( at 25°C )

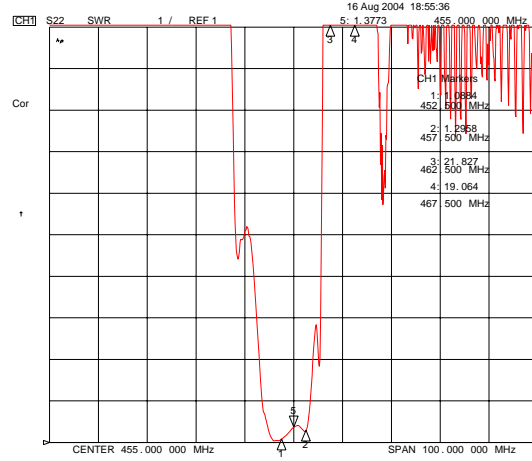
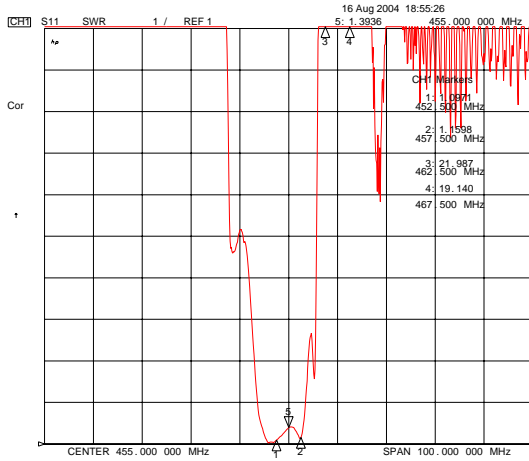


	<b>ITF Co., Ltd.</b> 102-901, Bucheon Technopark 364, Samjeong-Dong, Ojeong-Gu, Bucheon-City, Gyeonggi-Do, Korea 421-809	Part No.	F455A	
		Rev. Date	2006-06-08	
		Rev.	NR4007-AS04	4/7

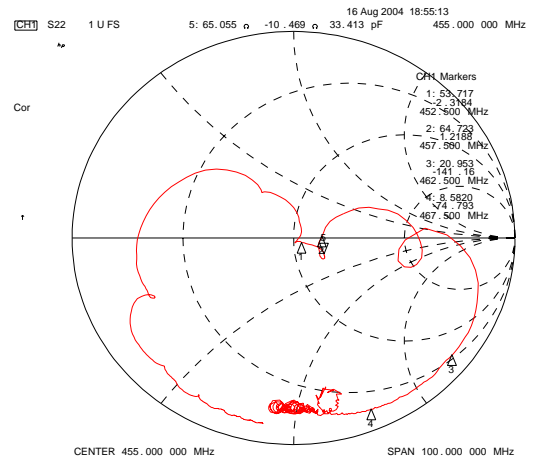
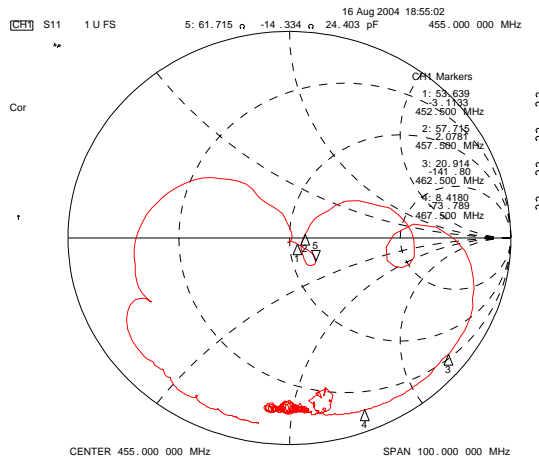
# SAW Bandpass Filter F455A



## Input / Output VSWR Charts



## Input / Output Smith Charts



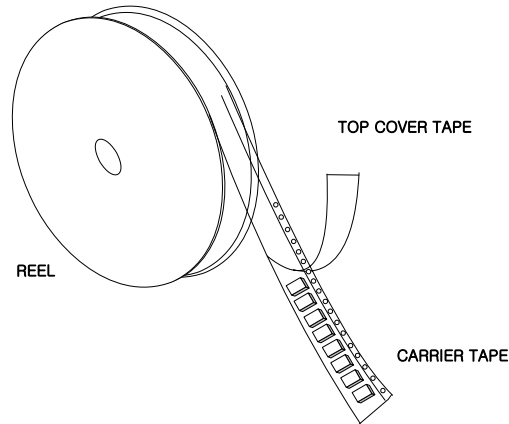
	<b>ITF Co., Ltd.</b> 102-901, Bucheon Technopark 364, Samjeong-Dong, Ojeong-Gu, Bucheon-City, Gyeonggi-Do, Korea 421-809	Part No.	F455A	
		Rev. Date	2006-06-08	
		Rev.	NR4007-AS04	5/7

# SAW Bandpass Filter F455A



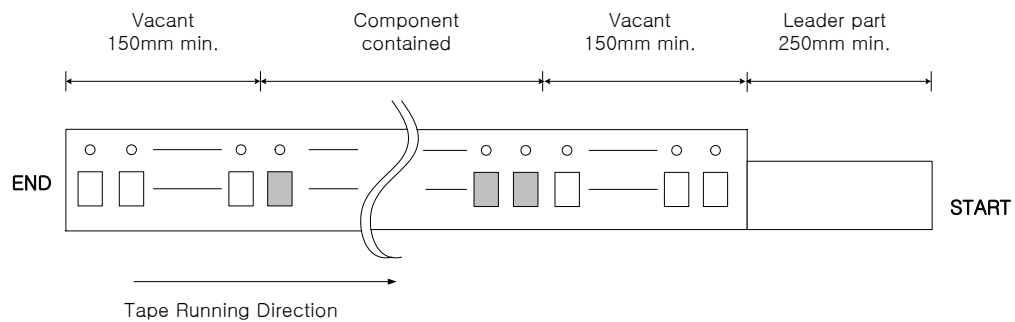
## Packing Specification

1. Reeling Quantity : 3000 pcs / 13" reel ( or 1000 pcs / 7" reel )
2. Taping Structure : The tape shall be wound around the reel in the direction shown below.



## Tape Specification

### 1. Leader part and vacant position specification

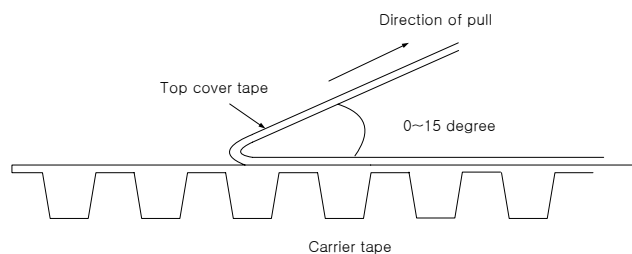


### 2. Tensile strength of carrier tape

4.4N/mm width

### 3. Top cover tape adhesion

- 1) pull off angle : 0~15°
- 2) speed : 300mm/min
- 3) force : 20~70g

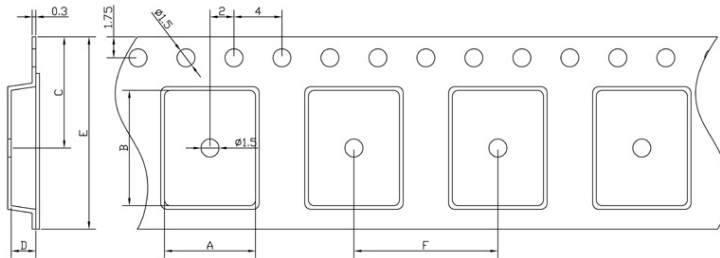


	<b>ITF Co., Ltd.</b> 102-901, Bucheon Technopark 364, Samjeong-Dong, Ojeong-Gu, Bucheon-City, Gyeonggi-Do, Korea 421-809	Part No.	F455A	
		Rev. Date	2006-06-08	
		Rev.	NR4007-AS04	6/7

# SAW Bandpass Filter F455A

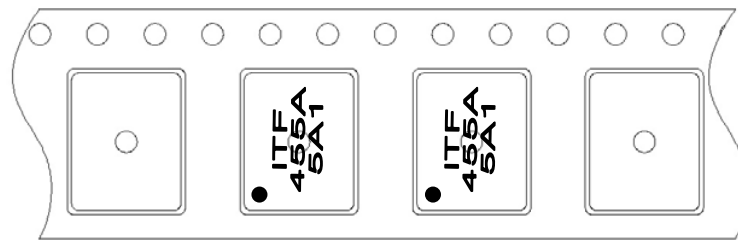


## Carrier Tape Dimensions [unit : mm]



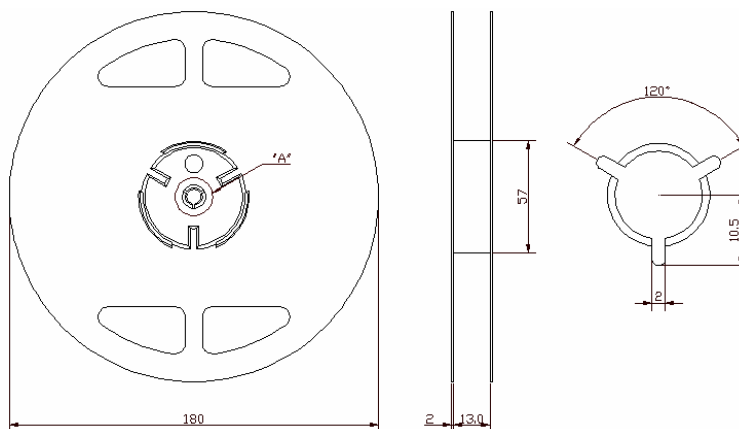
A	4.30 ± 0.1
B	4.30 ± 0.1
C	7.25 ± 0.1
D	1.70 ± 0.1
E	12.00 ± 0.1
F	8.00 ± 0.1

## Part Direction



Tape Running Direction

## Reel Dimensions [unit : mm]



	<b>ITF Co., Ltd.</b> 102-901, Bucheon Technopark 364, Samjeong-Dong, Ojeong-Gu, Bucheon-City, Gyeonggi-Do, Korea 421-809	Part No.	F455A	
		Rev. Date	2006-06-08	
		Rev.	NR4007-AS04	7/7