

NL/NLC Series

Wound Chip Inductors

APPLICATIONS

Microtelevisions, liquid crystal televisions, video cameras, portable VCRs, car radios, car stereos, thin tape radios, television tuners, mobile telephones, radio and other electronic devices.

OUTLINE

These revolutionary, highly reliable wound chip inductors for automatic mounting have been developed in response to the trend toward high density in electronic equipment.

With metal terminals and a body of heat resistant resin, these inductors offer many superior features.

FEATURES

Very strong solderability by flow soldering, soldering iron or wave soldering.

Highly accurate dimensions; can be mounted automatically.

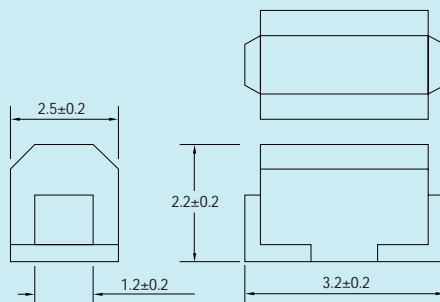
Terminals are highly resistant to pull forces.

Highly resistant to mechanical shocks and pressure.

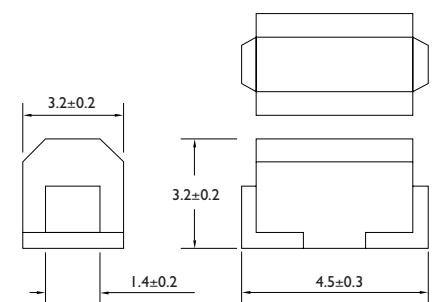
Highly reliable in environments of sudden temperature change and humidity. Super Q characteristics.

SHAPES AND DIMENSIONS

NL322522



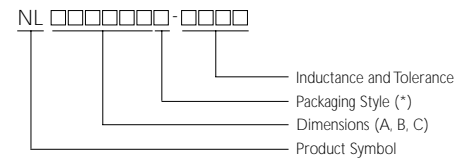
NL453232



Dimensions : mm



PRODUCT IDENTIFICATION



* B: Bulk ; T: Tape and Reel



ELECTRICAL CHARACTERISTICS NL322522 SERIES

PART NO.	L (μ H)	TOLERANCE (\pm %)	Q Min.	TEST FREQUENCY (MHz)	SRF Min. (MHz)	RDC Max. (Ω)	IDC (mA)
NL322522T-R12M-S	0.12	20	30	25.20	500	0.22	450
NL322522T-R22M-S	0.22	20	30	25.20	350	0.32	450
NL322522T-R33M-S	0.33	20	30	25.20	300	0.40	450
NL322522T-R39M-S	0.39	20	30	25.20	250	0.45	450
NL322522T-R68M-S	0.68	20	30	25.20	160	0.60	450
NL322522T-1R0K-S	1.00	10	30	7.960	120	0.70	400
NL322522T-1R2K-S	1.20	10	30	7.960	100	0.75	390
NL322522T-1R5K-S	1.50	10	30	7.960	85	0.85	370
NL322522T-1R8K-S	1.80	10	30	7.960	80	0.90	350
NL322522T-2R2K-S	2.20	10	30	7.960	75	1.00	320
NL322522T-2R7K-S	2.70	10	30	7.960	70	1.10	290
NL322522T-3R3K-S	3.30	10	30	7.960	60	1.20	260
NL322522T-3R9K-S	3.90	10	30	7.960	55	1.30	250
NL322522T-4R7K-S	4.70	10	30	7.960	50	1.50	220
NL322522T-5R6K-S	5.60	10	30	7.960	45	1.60	200
NL322522T-6R8K-S	6.80	10	30	7.960	40	1.80	180
NL322522T-8R2K-S	8.20	10	30	7.960	35	2.00	170
NL322522T-100K-S	10	10	30	2.520	30	2.10	150
NL322522T-120K-S	12	10	30	2.520	20	2.50	140
NL322522T-150K-S	15	10	30	2.520	20	2.80	130
NL322522T-180K-S	18	10	30	2.520	20	3.30	120
NL322522T-220K-S	22	10	30	2.520	20	3.70	110
NL322522T-270K-S	27	10	30	2.520	20	5.00	80
NL322522T-330K-S	33	10	30	2.520	17	5.60	70
NL322522T-390K-S	39	10	30	2.520	16	6.40	65
NL322522T-470K-S	47	10	30	2.520	15	7.00	60
NL322522T-560K-S	56	10	30	2.520	13	8.00	55
NL322522T-680K-S	68	10	30	2.520	12	9.00	50
NL322522T-820K-S	82	10	30	2.520	11	10.0	45
NL322522T-101K-S	100	10	20	0.796	10	10.0	40
NL322522T-121K-S	120	10	20	0.796	10	11.0	70
NL322522T-151K-S	150	10	20	0.796	8	15.0	65
NL322522T-181K-S	180	10	20	0.796	7	17.0	60
NL322522T-221K-S	220	10	20	0.796	7	21.0	50

Test Instruments : HP4286A RF Impedance Analyzer for L, Q, SRF
HP4285A LF Impedance Analyzer for L, Q

Digital Multimeter SC-7401 for RDC
Chen-Hwa 1061+Chen-Wha 301A for IDC


ELECTRICAL CHARACTERISTICS NL453232 SERIES

PART NO.	L (μ H)	TOLERANCE (\pm %)	Q Min.	TEST FREQUENCY (MHz)	SRF Min. (MHz)	RDC Max. (Ω)	IDC (mA)
NL453232T-R10M-S	0.10	20	28	25.20	700	0.44	450
NL453232T-R12M-S	0.12	20	30	25.20	500	0.22	450
NL453232T-R15M-S	0.15	20	30	25.20	450	0.25	450
NL453232T-R18M-S	0.18	20	30	25.20	400	0.28	450
NL453232T-R22M-S	0.22	20	30	25.20	350	0.32	450
NL453232T-R27M-S	0.27	20	30	25.20	320	0.36	450
NL453232T-R33M-S	0.33	20	30	25.20	300	0.40	450
NL453232T-R39M-S	0.39	20	30	25.20	350	0.45	450
NL453232T-R47M-S	0.47	20	30	25.20	220	0.50	450
NL453232T-R56M-S	0.56	20	30	25.20	180	0.55	450
NL453232T-R68M-S	0.68	20	30	25.20	160	0.60	450
NL453232T-R82M-S	0.82	20	30	25.20	140	0.67	450
NL453232T-1R0K-S	1.00	10	50	7.960	100	0.50	450
NL453232T-1R2K-S	1.20	10	50	7.960	80	0.55	430
NL453232T-1R5K-S	1.50	10	50	7.960	70	0.60	410
NL453232T-1R8K-S	1.80	10	50	7.960	60	0.65	390
NL453232T-2R2K-S	2.20	10	50	7.960	55	0.70	380
NL453232T-2R7K-S	2.70	10	50	7.960	50	0.75	370
NL453232T-3R3K-S	3.30	10	50	7.960	45	0.80	355
NL453232T-3R9K-S	3.90	10	50	7.960	40	0.90	330
NL453232T-4R7K-S	4.70	10	50	7.960	35	1.00	315
NL453232T-5R6K-S	5.60	10	50	7.960	33	1.10	300
NL453232T-6R8K-S	6.80	10	50	7.960	27	1.20	285
NL453232T-8R2K-S	8.20	10	50	7.960	25	1.40	270
NL453232T-100K-S	10	10	50	2.520	20	1.60	250
NL453232T-120K-S	12	10	50	2.520	18	2.00	225
NL453232T-150K-S	15	10	50	2.520	17	2.50	200
NL453232T-180K-S	18	10	50	2.520	15	2.80	190
NL453232T-220K-S	22	10	50	2.520	13	3.20	180
NL453232T-270K-S	27	10	50	2.520	12	3.60	170
NL453232T-330K-S	33	10	50	2.520	11	4.00	160
NL453232T-390K-S	39	10	50	2.520	10	4.50	150
NL453232T-470K-S	47	10	50	2.520	10	5.00	140
NL453232T-560K-S	56	10	50	2.520	9	5.50	135
NL453232T-680K-S	68	10	50	2.520	9	6.00	130
NL453232T-820K-S	82	10	50	2.520	8	7.00	120
NL453232T-101K-S	100	10	40	0.796	8	8.00	110
NL453232T-121K-S	120	10	40	0.796	6	8.00	110
NL453232T-151K-S	150	10	40	0.796	5	9.00	105
NL453232T-181K-S	180	10	40	0.796	5	9.50	102
NL453232T-221K-S	220	10	40	0.796	4	12.00	100
NL453232T-271K-S	270	10	30	0.796	4	18.00	92
NL453232T-331K-S	330	10	30	0.796	3.5	20.00	85
NL453232T-391K-S	390	10	30	0.796	3	23.00	80
NL453232T-471K-S	470	10	30	0.796	3	26.00	62
NL453232T-561K-S	560	10	30	0.796	3	30.00	50
NL453232T-681K-S	680	10	30	0.796	3	40.00	50
NL453232T-821K-S	820	10	30	0.796	2.5	45.00	30
NL453232T-102K-S	1000	10	30	0.796	2.5	50.00	30



NL565050 TYPE

Shapes and Dimensions / Recommended PC Board Patterns



ELECTRICAL CHARACTERISTICS

Dimensions : mm

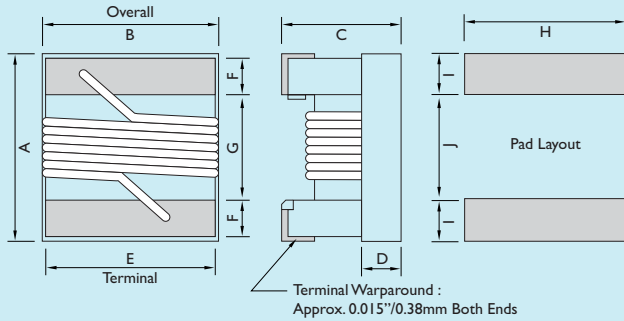
PART NO.	L (mH)	TOLERANCE (±%)	Q Min.	TEST FREQUENCY (MHz)	SRF Min. (MHz)	RDC Max. (Ω)	IDC (mA)
NL565050T-122J-S	1.2	5, 10	30	0.252	1.5	17	75
NL565050T-152J-S	1.5	5, 10	30	0.252	1.4	20	70
NL565050T-182J-S	1.8	5, 10	30	0.252	1.3	30	60
NL565050T-222J-S	2.2	5, 10	30	0.252	1.2	35	55
NL565050T-272J-S	2.7	5, 10	30	0.252	1.1	55	45
NL565050T-332J-S	3.3	5, 10	30	0.252	1	60	40
NL565050T-392J-S	3.9	5, 10	30	0.252	1	70	38
NL565050T-472J-S	4.7	5, 10	30	0.252	0.9	78	36
NL565050T-562J-S	5.6	5, 10	30	0.252	0.8	85	33
NL565050T-682J-S	6.8	5, 10	30	0.252	0.7	110	30
NL565050T-822J-S	8.2	5, 10	30	0.252	0.6	125	28
NL565050T-103J-S	10	5, 10	20	0.0796	0.5	150	25

Test Instruments : HP4286A RF Impedance Analyzer for L, Q, SRF
HP4285A LF Impedance Analyzer for L, Q

Digital Multimeter SC-7401 for RDC
Chen-Hwa 1061+Chen-Wha 301A for IDC

NL201614 SERIES

Ferrite body and wire wound construction provide highest current.



UNIT	A	B	C	D	E	F	G	H	I	J
	Max.	Max.	Max.	Ref.						
in	0.09	0.068	0.06	0.02	0.05	0.02	0.04	0.07	0.04	0.03
mm	2.29	1.73	1.52	0.51	1.27	0.51	1.02	1.78	1.02	0.76

ELECTRICAL CHARACTERISTICS

PART NO.	L (μ H)	TOLERANCE (\pm %)	Q Min.	TEST FREQUENCY (MHz)	SRF (MHz) Min.	RDC (Ω) Max.	IDC (mA)
NL201614T-1R0J-S	1.0	5	15	7.96	80	1.2	400
NL201614T-1R5J-S	1.5	5	15	7.96	75	1.45	350
NL201614T-2R2J-S	2.2	5	15	7.96	70	1.8	300
NL201614T-3R3J-S	3.3	5	15	7.96	68	2.3	250
NL201614T-4R7J-S	4.7	5	15	7.96	55	2.8	200
NL201614T-6R8J-S	6.8	5	15	7.96	40	3.4	180
NL201614T-100J-S	10	5	10	2.52	38	4.7	150
NL201614T-150J-S	15	5	10	2.52	30	6.5	140
NL201614T-220J-S	22	5	10	2.52	25	8.0	120
NL201614T-330J-S	33	5	10	2.52	20	10.7	100

When ordering, please specify tolerance and packaging code. Ex : NL201614T-100J

Tolerance : J = 5%

Packaging : Clear Tape and Reel (Standard)

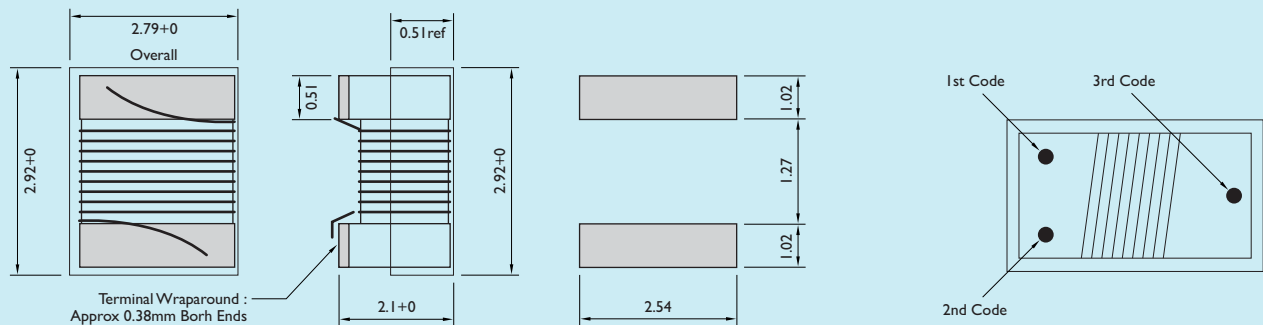
L, Q, RDC : HP4286A

SRF : HP8753D / HP4286A

Operating Temperature Range : -25°C to +85°C



SHAPES AND DIMENSIONS NL252018 SERIES



ELECTRICAL CHARACTERISTICS

PART NO.	L (μH)	TOLERANCE ($\pm\%$)	Q (μH)	TEST FREQUENCY (MHz)	SRF (MHz) Min.	RDC (Ω) Max.	IDC (mA)	COLOR CODING		
								1 ST	2 ND	3 RD
NL252018T-5N□-S	0.005	10	10	100	3000	0.25	2000	Black	Green	Black
NL252018T-10N□-S	0.010	10	10	100	2500	0.25	1800	Brown	Black	Black
NL252018T-12N□-S	0.012	10	15	100	2400	0.26	1700	Brown	Red	Black
NL252018T-15N□-S	0.015	10	15	100	2300	0.28	1600	Brown	Green	Black
NL252018T-18N□-S	0.018	10	15	100	2200	0.30	1550	Brown	Gray	Black
NL252018T-22N□-S	0.022	5, 10	20	100	2100	0.35	1500	Red	Red	Black
NL252018T-27N□-S	0.027	5, 10	20	100	2000	0.40	1450	Red	Violet	Black
NL252018T-33N□-S	0.033	5, 10	30	100	1600	0.42	1400	Orange	Orange	Black
NL252018T-39N□-S	0.039	5, 10	35	100	1500	0.45	1350	Orange	White	Black
NL252018T-47N□-S	0.047	5, 10	35	100	1400	0.50	1300	Yellow	Violet	Black
NL252018T-56N□-S	0.056	5, 10	35	100	1300	0.60	1250	Green	Blue	Black
NL252018T-68N□-S	0.068	5, 10	35	100	1200	0.65	1240	Blue	Gray	Black
NL252018T-82N□-S	0.082	5, 10	35	100	1100	0.75	1230	Gray	Red	Black
NL252018T-R10□-S	0.10	5, 10	35	100	800	0.80	1220	Brown	Black	Brown
NL252018T-R12□-S	0.12	5, 10	30	25.2	700	0.30	900	Brown	Red	Brown
NL252018T-R15□-S	0.15	5, 10	30	25.2	550	0.35	900	Brown	Green	Brown
NL252018T-R18□-S	0.18	5, 10	30	25.2	500	0.40	850	Brown	Gray	Brown
NL252018T-R22□-S	0.22	5, 10	30	25.2	450	0.50	840	Red	Red	Brown
NL252018T-R27□-S	0.27	5, 10	30	25.2	425	0.55	830	Red	Violet	Brown
NL252018T-R33□-S	0.33	5, 10	30	25.2	400	0.60	820	Orange	Orange	Brown
NL252018T-R39□-S	0.39	5, 10	30	25.2	375	0.65	810	Orange	White	Brown
NL252018T-R47□-S	0.47	5, 10	30	25.2	350	0.68	800	Yellow	Violet	Brown

ELECTRICAL CHARACTERISTICS

PART NO.	L (μ H)	TOLERANCE (\pm %)	Q (μ H)	TEST FREQUENCY (MHz)	SRF (MHz) Min.	RDC (Ω) Max.	IDC (mA) Max.	COLOR CODING		
								1 ST	2 ND	3 RD
NL252018T-R56□-S	0.560	5, 10	30	25.2	325	0.75	800	Green	Blue	Brown
NL252018T-R68□-S	0.680	5, 10	30	25.2	300	0.85	800	Blue	Gray	Brown
NL252018T-R82□-S	0.820	5, 10	30	25.2	260	1.0	800	Gray	Red	Brown
NL252018T-1R0□-S	1.000	5, 10	25	7.96	245	1.1	800	Brown	Black	Red
NL252018T-1R2□-S	1.200	5, 10	25	7.96	230	1.2	790	Brown	Red	Red
NL252018T-1R5□-S	1.500	5, 10	25	7.96	182	1.3	750	Brown	Green	Red
NL252018T-1R8□-S	1.800	5, 10	25	7.96	135	1.45	750	Brown	Gray	Red
NL252018T-2R2□-S	2.200	5, 10	25	7.96	105	1.55	750	Red	Red	Red
NL252018T-2R7□-S	2.700	5, 10	25	7.96	70	1.7	740	Red	Violet	Red
NL252018T-3R3□-S	3.300	5, 10	25	7.96	55	1.9	730	Orange	Orange	Red
NL252018T-3R9□-S	3.900	5, 10	25	7.96	48	2.1	700	Orange	White	Red
NL252018T-4R7□-S	4.7	5, 10	25	7.96	43	2.3	650	Yellow	Violet	Red
NL252018T-5R6□-S	5.6	5, 10	20	7.96	42	2.5	640	Green	Blue	Red
NL252018T-6R8□-S	6.8	5, 10	20	7.96	39	2.7	630	Blue	Gray	Red
NL252018T-8R2□-S	8.2	5, 10	20	7.96	36	3.05	600	Gray	Red	Red
NL252018T-100□-S	10	5, 10	15	2.52	33	3.5	680	Brown	Black	Orange
NL252018T-120□-S	12	5, 10	15	2.52	30	3.8	650	Brown	Red	Orange
NL252018T-150□-S	15	5, 10	15	2.52	26	4.4	500	Brown	Green	Orange
NL252018T-180□-S	18	5, 10	15	2.52	24	4.8	450	Brown	Gray	Orange
NL252018T-220□-S	22	5, 10	15	2.52	22	5.5	450	Red	Red	Orange
NL252018T-270□-S	27	5, 10	15	2.52	21	6.3	430	Red	Violet	Orange
NL252018T-330□-S	33	5, 10	15	2.52	20	7.1	380	Orange	Orange	Orange
NL252018T-390□-S	39	5, 10	10	2.52	18	9.5	330	Orange	White	Orange
NL252018T-470□-S	47	5, 10	10	2.52	17	11.1	300	Yellow	Violet	Orange
NL252018T-560□-S	56	5, 10	10	2.52	16	12.1	270	Green	Blue	Orange
NL252018T-680□-S	68	5, 10	10	2.52	15	16.6	250	Blue	Gray	Orange
NL252018T-820□-S	82	5, 10	10	2.52	13	19	200	Gray	Red	Orange
NL252018T-101□-S	100	5, 10	8	0.796	12	21	120	Brown	Black	Orange

* UV Color : Blue / Core Color : Black

When ordering, please specify tolerance and packaging code. Ex : NL201614T-100J

Tolerance : J = 5% K = 10%

Packaging : Clear Tape and Reel (Standard)

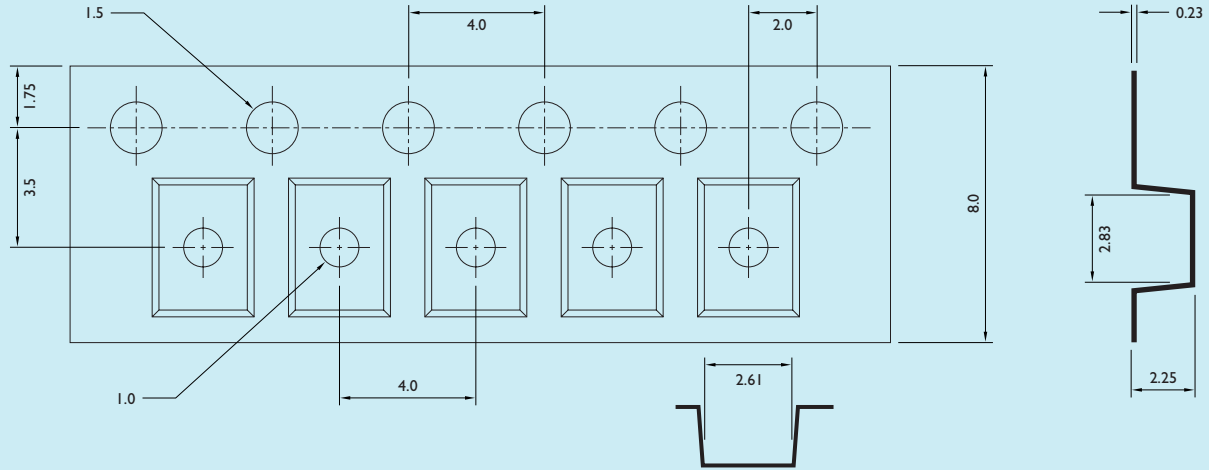
L, Q, RDC : HP4286A

SRF : HP8753D / HP4286A

Operating Temperature Range : -25°C to +85°C

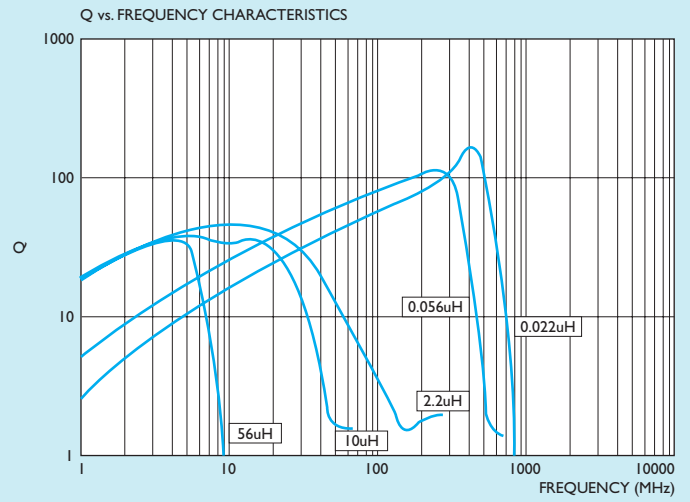
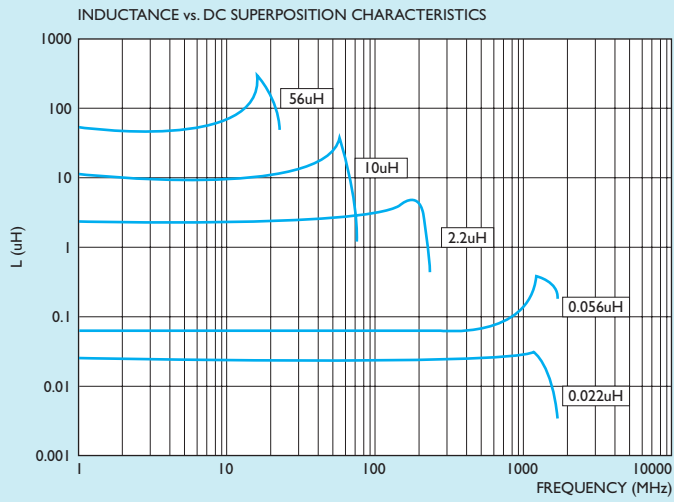


TAPE DIMENSIONS



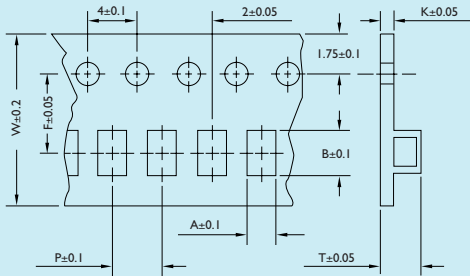
TAPE DIMENSIONS

Test Instruments : HP4291A Impedance / Material Analyzer



TAPE DIMENSIONS

Dimensions : mm



TYPE	A	B	T	W	P	F	K
NL252018	2.61	2.83	2.25	8	4	3.5	0.25
NL322522	2.94	3.64	2.52	8	4	3.5	0.2
NL453232	3.64	5.14	3.6	12	8	5.5	0.3
NL565050	4.9	5.65	5.3	16.15	12.2	5.5	0.5

REEL DIMENSIONS

Dimensions : mm

Figure 1

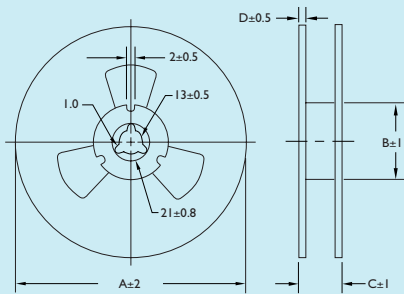
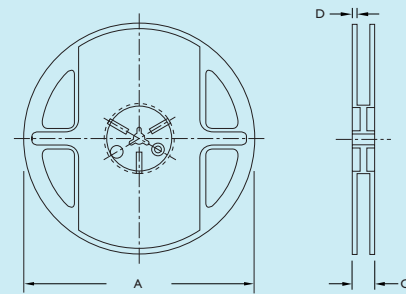


Figure 2

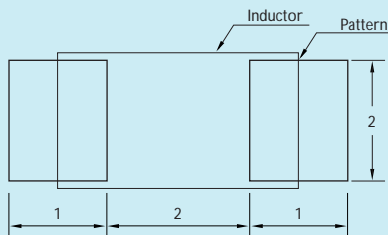


TYPE	FIGURE	A	B	C	D
NL252018	2	178	60	12	1.5
NL322522	1	178	60	10	1.5
NL453232	1	250	80	14	1.5
NL565050	2	330	80	20	2

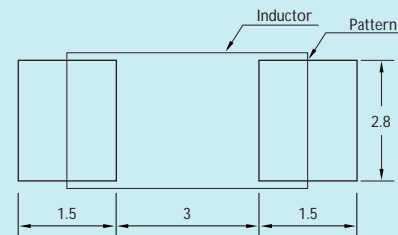
RECOMMENDED PATTERN

Dimensions : mm

NL32



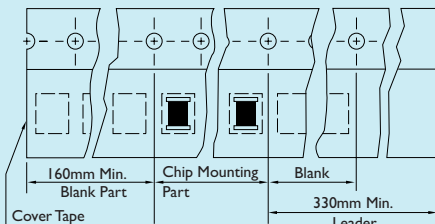
NL45



TAPE MATERIAL

Carrier Tape : Polystyrene

Cover Type : Polyethyene

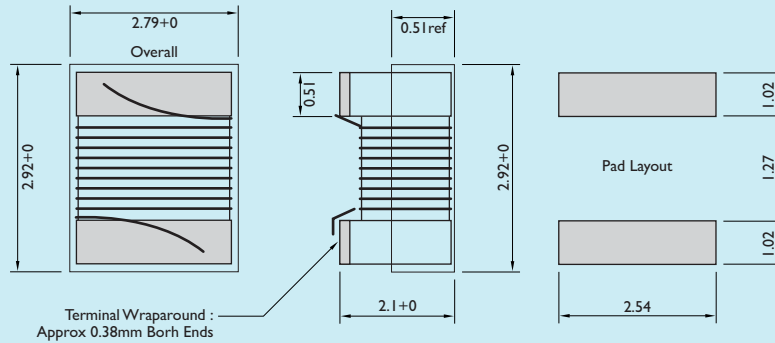


PACKAGING QUANTITY

TYPE	BULK	CHIP/REEL
NL252018	✓	2000
NL322522	✓	2000
NL453232	✓	500
NL565050	✓	400



SHAPES AND DIMENSIONS NLC252018 SERIES



ELECTRICAL CHARACTERISTICS

PART NO.	L (μH)	TOLERANCE ($\pm\%$)	Q Min.	TEST FREQUENCY L, Q (MHz)	SRF (MHz) Min.	RDC (Ω) Max.	IDC (mA) Max.
NLC252018T-1R0□-S	1.0	20	20	7.96	200	0.34	475
NLC252018T-1R5□-S	1.5	20	20	7.96	165	0.42	435
NLC252018T-2R2□-S	2.2	20	20	7.96	95	0.50	390
NLC252018T-3R3□-S	3.3	20	20	7.96	55	0.65	340
NLC252018T-4R7□-S	4.7	20	20	7.96	43	0.80	285
NLC252018T-6R8□-S	6.8	20	20	7.96	39	1.00	275
NLC252018T-100□-S	10	10	20	2.52	32	1.69	210
NLC252018T-150□-S	15	10	22	2.52	21	2.20	175
NLC252018T-220□-S	22	10	18	2.52	18	2.80	160
NLC252018T-330□-S	33	10	18	2.52	16	4.20	120

When ordering, please specify tolerance and packaging code. Ex : NLC252018T-6R8I-S

Tolerance : J = 5%

K = 10%

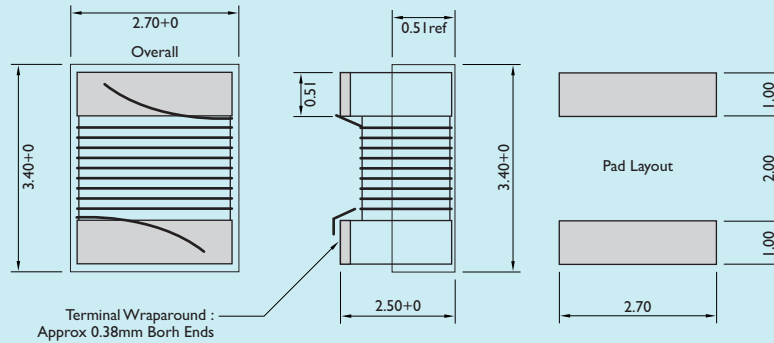
Packaging : Clear Tape and Reel (Standard)

L, Q, RDC : HP4286A

SRF : HP8753D / HP4286A

Operating Temperature Range : -25°C to +85°C

SHAPES AND DIMENSIONS NLC322522 SERIES



ELECTRICAL CHARACTERISTICS

PART NO.	L (μ H)	TOLERANCE ($\pm\%$)	Q Min.	TEST FREQUENCY L, Q (MHz)	SRF Min. (MHz)	RDC $\pm 30\%$ (Ω)	IDC Min. (mA)
NLC322522T-1R0□-S	1.0	5, 10	10	7.96	100	0.08	1500
NLC322522T-1R5□-S	1.5	5, 10	10	7.96	80	0.11	1125
NLC322522T-2R2□-S	2.2	5, 10	10	7.96	68	0.13	970
NLC322522T-3R3□-S	3.3	5, 10	10	7.96	54	0.16	837
NLC322522T-4R7□-S	4.7	5, 10	15	7.96	46	0.20	675
NLC322522T-6R8□-S	6.8	5, 10	15	7.96	38	0.27	600
NLC322522T-100□-S	10	5, 10	15	2.52	30	0.36	520
NLC322522T-150□-S	15	5, 10	15	2.52	26	0.56	480
NLC322522T-220□-S	22	5, 10	15	2.52	21	0.77	310
NLC322522T-330□-S	33	5, 10	15	2.52	17	1.10	270
NLC322522T-470□-S	47	5, 10	15	2.52	14	1.64	210
NLC322522T-680□-S	68	5, 10	15	2.52	12	2.80	189
NLC322522T-101□-S	100	5, 10	15	0.796	10	3.70	145
NLC322522T-151□-S	150	5, 10	15	0.796	8	6.10	120
NLC322522T-221□-S	220	5, 10	15	0.796	7	8.40	100
NLC322522T-331□-S	330	5, 10	15	0.796	6	12.3	80
NLC322522T-471□-S	470	5, 10	15	0.796	4	22.0	75
NLC322522T-681□-S	680	5, 10	15	0.796	3	28.0	65

When ordering, please specify tolerance and packaging code. Ex : NLC322522T-101J-S

Tolerance : J = 5%

K = 10%

Packaging : Clear Tape and Reel (Standard)

L, Q, RDC : HP4286A


SRF : HP8753D / HP4286A

Operating Temperature Range : -25°C to +85°C



NLC453232 TYPE

Shapes and Dimensions / Recommended PC Board Patterns



ELECTRICAL CHARACTERISTICS

Dimensions : mm


PART NO.	L (μ H)	TOLERANCE (\pm %)	Q Min.	TEST FREQUENCY (MHz)	SRF Min. (MHz)	RDC Max. (Ω)	IDC (mA)
NLC453232T-1R0K-S	1.0	10	10	7.96	200	0.11	1050
NLC453232T-1R2K-S	1.2	10	10	7.96	160	0.12	1000
NLC453232T-1R5K-S	1.5	10	10	7.96	130	0.15	950
NLC453232T-1R8K-S	1.8	10	10	7.96	100	0.16	900
NLC453232T-2R2K-S	2.2	10	10	7.96	80	0.18	850
NLC453232T-2R7K-S	2.7	10	10	7.96	60	0.20	800
NLC453232T-3R3K-S	3.3	10	10	7.96	45	0.22	750
NLC453232T-3R9K-S	3.9	10	10	7.96	40	0.24	700
NLC453232T-4R7K-S	4.7	10	10	7.96	35	0.27	650
NLC453232T-5R6K-S	5.6	10	10	7.96	30	0.30	650
NLC453232T-6R8K-S	6.8	10	10	7.96	28	0.35	600
NLC453232T-8R2K-S	8.2	10	10	7.96	25	0.40	600
NLC453232T-100K-S	10	10	10	2.52	22	0.50	550
NLC453232T-120K-S	12	10	10	2.52	21	0.60	500
NLC453232T-150K-S	15	10	10	2.52	20	0.70	450
NLC453232T-180K-S	18	10	10	2.52	19	0.80	400
NLC453232T-220K-S	22	10	10	2.52	18	0.90	370
NLC453232T-270K-S	27	10	10	2.52	16	1.20	330
NLC453232T-330K-S	33	10	10	2.52	14	1.40	300
NLC453232T-390K-S	39	10	10	2.52	12	1.60	280
NLC453232T-470K-S	47	10	10	2.52	11.5	1.90	260
NLC453232T-560K-S	56	10	10	2.52	11	2.20	240
NLC453232T-680K-S	68	10	10	2.52	10	2.60	220
NLC453232T-820K-S	82	10	10	2.52	9	3.50	200
NLC453232T-101K-S	100	10	20	0.796	8	4.00	180
NLC453232T-121K-S	120	10	20	0.796	7.5	4.50	160
NLC453232T-151K-S	150	10	20	0.796	7	6.50	140
NLC453232T-181K-S	180	10	20	0.796	6.5	7.50	120
NLC453232T-221K-S	220	10	20	0.796	5.5	9.00	120
NLC453232T-271K-S	270	10	20	0.796	5	11.0	100
NLC453232T-331K-S	330	10	20	0.252	4	13.0	90

Test Instruments : HP4286A RF Impedance Analyzer for L, Q, SRF
HP4285A LF Impedance Analyzer for L, Q

Digital Multimeter SC-7401 for RDC
Chen-Hwa 1061+Chen-Wha 301A for IDC

NLC565050 TYPE

Shapes and Dimensions / Recommended PC Board Patterns



ELECTRICAL CHARACTERISTICS

Dimensions : mm

PART NO.	L (μ H)	TOLERANCE (\pm %)	Q Min.	TEST FREQUENCY (MHz)	SRF Min. (MHz)	RDC Max. (Ω)	IDC (mA)
NLC565050T-1R0K-S	1.0	10	10	7.96	95	0.03	1800
NLC565050T-1R2K-S	1.2	10	10	7.96	70	0.035	1700
NLC565050T-1R5K-S	1.5	10	10	7.96	55	0.04	1600
NLC565050T-1R8K-S	1.8	10	10	7.96	47	0.05	1400
NLC565050T-2R2K-S	2.2	10	10	7.96	42	0.06	1300
NLC565050T-2R7K-S	2.7	10	10	7.96	37	0.07	1200
NLC565050T-3R3K-S	3.3	10	10	7.96	34	0.08	1120
NLC565050T-3R9K-S	3.9	10	10	7.96	32	0.09	1050
NLC565050T-4R7K-S	4.7	10	10	7.96	29	0.11	950
NLC565050T-5R6K-S	5.6	10	10	7.96	26	0.13	880
NLC565050T-6R8K-S	6.8	10	10	7.96	24	0.15	810
NLC565050T-8R2K-S	8.2	10	10	7.96	22	0.18	750
NLC565050T-100K-S	10	10	10	2.52	19	0.21	690
NLC565050T-120K-S	12	10	10	2.52	17	0.25	630
NLC565050T-150K-S	15	10	10	2.52	16	0.30	580
NLC565050T-180K-S	18	10	10	2.52	14	0.36	530
NLC565050T-220K-S	22	10	10	2.52	13	0.43	480
NLC565050T-270K-S	27	10	10	2.52	11.5	0.52	440
NLC565050T-330K-S	33	10	10	2.52	10.5	0.62	400
NLC565050T-390K-S	39	10	10	2.52	9.5	0.72	370
NLC565050T-470K-S	47	10	10	2.52	8.5	0.85	340
NLC565050T-560K-S	56	10	10	2.52	7.8	1.00	310
NLC565050T-680K-S	68	10	10	2.52	7	1.2	290
NLC565050T-820K-S	82	10	10	2.52	6.4	1.4	270
NLC565050T-101K-S	100	10	20	0.796	6	1.6	250
NLC565050T-121K-S	120	10	20	0.796	5.4	1.9	230
NLC565050T-151K-S	150	10	20	0.796	4.8	2.2	210
NLC565050T-181K-S	180	10	20	0.796	4.4	2.8	190
NLC565050T-221K-S	220	10	20	0.796	3.9	3.4	170
NLC565050T-271K-S	270	10	20	0.796	3.6	4.2	155
NLC565050T-331K-S	330	10	20	0.796	3.2	4.9	140
NLC565050T-391K-S	390	10	20	0.796	2.9	5.8	130
NLC565050T-471K-S	470	10	20	0.796	2.6	7	120
NLC565050T-561K-S	560	10	20	0.796	2.4	8.5	110
NLC565050T-681K-S	680	10	20	0.796	2.2	10	100
NLC565050T-821K-S	820	10	20	0.796	2	13	90
NLC565050T-102K-S	1000	10	20	0.252	1.8	15	85

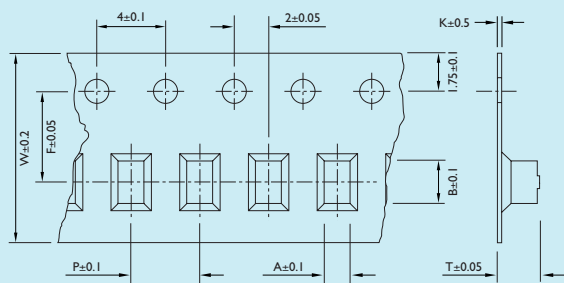
Test Instruments : HP4286A RF Impedance Analyzer for L, Q, SRF
HP4285A LF Impedance Analyzer for L, Q

Digital Multimeter SC-7401 for RDC
Chen-Hwa 1061+Chen-Wha 301A for IDC



TAPE DIMENSIONS

Dimensions : mm



TYPE	A	B	T	W	P	F	K
NLC252018	2.61	2.83	2.25	8	4	3.5	0.25
NLC322522	2.61	2.83	2.25	8	4	3.5	0.2
NLC453232	3.64	5.14	3.6	12	8	5.5	0.3
NLC565050	4.9	5.65	5.3	16.15	12.2	5.5	0.5

REEL DIMENSIONS

Dimensions : mm

Figure 1

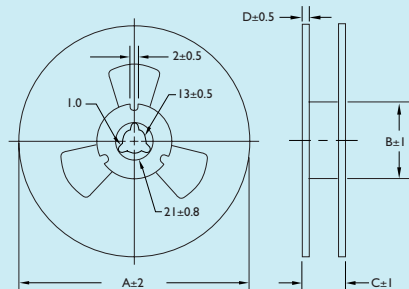
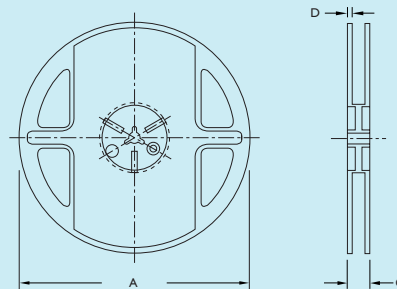


Figure 2



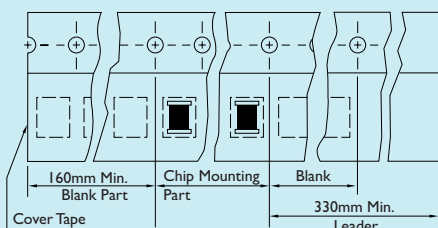
TYPE	FIGURE	A	B	C	D
NLC252018	2	178	60	12	1.5
NLC322522	1	178	60	10	2
NLC453232	1	250	80	14	2
NLC565050	2	330	80	20	2

TAPE MATERIAL

Carrier Tape : Polystyrene

Cover Type : Polyethylene

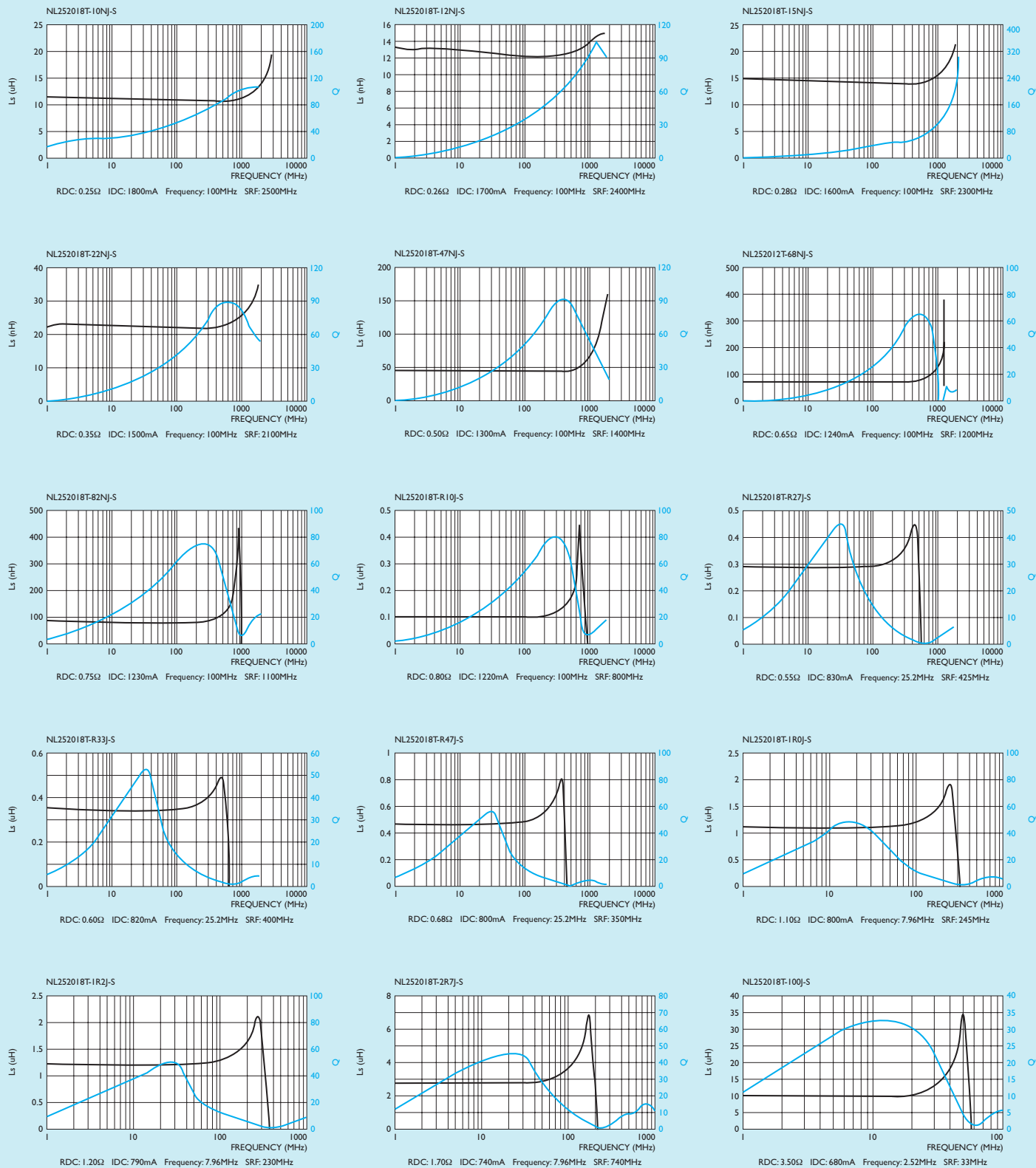
PACKAGING QUANTITY



TYPE	BULK	CHIP/REEL
NLC252018	✓	2000
NLC322522	✓	2000
NLC453232	✓	500
NLC565050	✓	400

TYPICAL ELECTRICAL CHARACTERISTICS

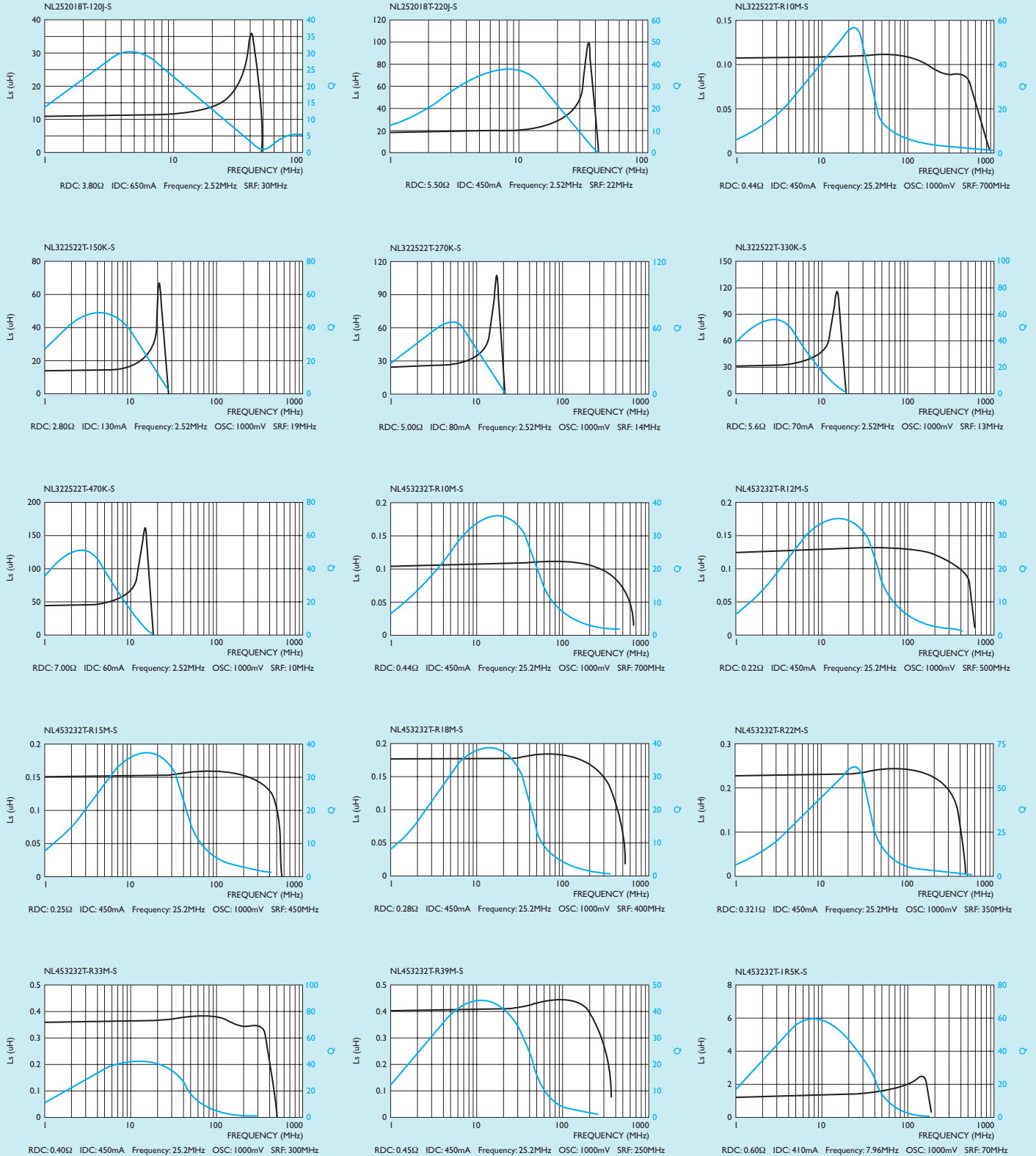
Test Instruments : HP4291A Impedance / Material Analyzer





TYPICAL ELECTRICAL CHARACTERISTICS

Test Instruments : HP4291A Impedance / Material Analyzer



TYPICAL ELECTRICAL CHARACTERISTICS

Test Instruments : HP4291A Impedance / Material Analyzer

