

P265

Stainless Steel Pressure Transducers

Description

The model P265 is based on Kavlico's field-proven ceramic capacitive technology with the latest state-of-the-art ASIC. The 303SS housing surrounds a pressure transducer designed for general use wherever a rugged, reliable, pressure transducer is required.

The P265 package has a built-in Metri-Pack 150, electrical connector and supports popular process connection threads. The P265 is offered with a variety of seal materials and is suitable for many diverse applications. Specifically intended for OEM applications, the P265 delivers a cost effective solution without compromising performance or reliability.

Features

- Wet & Dry Media
- Superior Long Term Stability
- Excellent Repeatability/Hysteresis
- Superior EMI/RFI Rejection
- Low Power Consumption
- Linear Amplified Output
- Temperature Compensated
- Over-Voltage, Reverse Polarity & Short Circuit Protection
- Ten Million Cycle Life Expectancy
- Outstanding Shock & Vibration Performance

Applications

- Steam Sterilizers
- Gasoline & Diesel Engines
- Natural Gas & CNG Engines
- Agricultural Chemical Equipment
- Hydraulic Systems
- Level Measurement
- Test Equipment
- Injection Molding
- Coolant Pressure
- Industrial Compressors



Standard Full Scale Pressure Ranges

0-15, 20, 30, 50, 75, 100, 150,
0-200, 300, 500, 750 and 1000
PSIA, PSIG, PSIS

Technical Specifications

Note: Performance Specifications with $5v \pm 0.002$ Vdc supply at 25°C

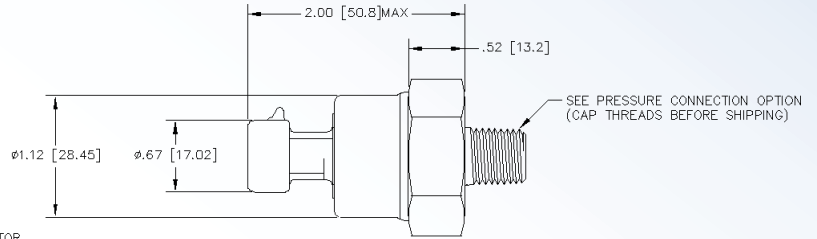
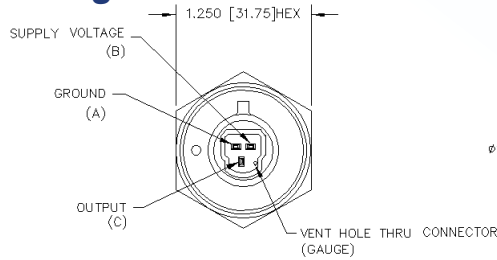
Pressure Ranges:	0 – 15 PSI through 0 – 1,000 PSI Absolute, Gage or Sealed Gage	Output Impedance:	< 100
Proof Pressure:	5x (FSO) (15 through 75 PSI) 3x (FSO) (100 through 500 PSI) 2x (FSO) (750 and 1,000 PSI)	Operating Temperature:	-40°C to + 125°C (Seal Material Dependant)
Burst Pressure:	1,000 (15 through 75 PSI) 2,000 PSI (100 through 1,000 PSI)	Storage Temperature:	-40°C to + 135°C
Supply Voltage:	4.50 Vdc to 5.50 Vdc	Service Life:	10 Million Full Pressure Cycles
Supply Current:	5 mA (Max)	Vibration:	10G P-P Sinusoidal, from 10-2000Hz
Response Time:	15ms Max to 63% of F.S. Pressure with Step Change on Input	Shock:	75 G ½ Sine Wave
Output Voltage:		Stability:	±0.5% of Full Span over 1-Year
Zero/Null Pressure:	0.50 ±0.08 Vdc	Weight:	100 grams (Max)
Full Pressure:	4.50 ±0.08 Vdc	Electrical Termination:	Packard Electric Metri-Pack 150 Series
Ratiometricity:	±0.5% of Span	Pressure Connection:	See "How to Order"
Total Error Band:	2.0% of Span (-20°C to 100°C)	Recommended Interface Impedance:	Min. Load 25 k
		Over-Voltage Protection:	16 Vdc
		Reverse Polarity Protection:	-5 Vdc
		Material - Main Housing:	303 Stainless Steel



P265

Stainless Steel Pressure Transducers

Outline Drawings

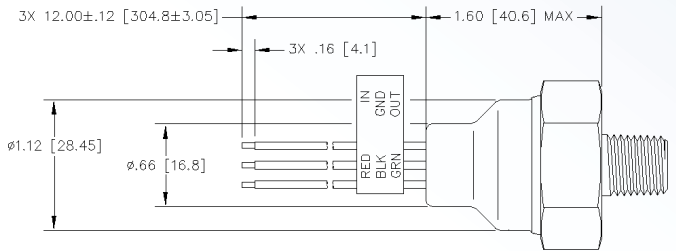
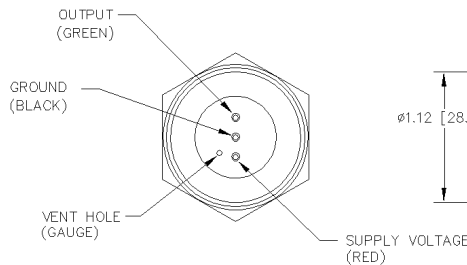


How to Order

P265 Pressure Transducer

Pressure Ranges

15	0 – 15 PSI
20	0 – 20 PSI
30	0 – 30 PSI
50	0 – 50 PSI
75	0 – 75 PSI
100	0 – 100 PSI
150	0 – 150 PSI
200	0 – 200 PSI
300	0 – 300 PSI
500	0 – 500 PSI
750	0 – 750 PSI
1000	0 – 1000 PSI



Reference

A	Absolute
G	Gage
S	Sealed Gage

Seal Material

B	Nitrile	-40 to 121°C
C	Neoprene	-34 to 107°C
D	Fluorocarbon	-20 to 125°C
E	Fluorosilicone	-40 to 125°C
F	Ethylene Propylene	-40 to 121°C

Pressure Connection

1	1/4-18 NPT (External Threads)
2	3/8-24 UNF-2A (Male)
3	3/8-24 UNF-2B (Female)
4	1/8-27 NPT

Electrical Connection

A	With mating connector, w/12", 18 AWG leads
B	12", 18 AWG leads
C	Metri-Pack 150 series connector

Although possible applications for our product(s) and other statements are presented herein, Kavlico is not expert in the user's technical field and therefore does not warrant the suitability of its product(s) for the user's applications. Therefore, Kavlico will not accept any liability and provides no guarantee, responsibility, or warranties of any kind concerning the suitability or related to the use of its product(s) for the user's applications.

Additionally, Kavlico will not be liable and provides no guarantee, responsibility, or warranties of any kind concerning the suitability or related to the use of its product(s) for the life support market or to be used in life support systems, safety or emergency systems, critical care applications, human implantation, aviation, nuclear facilities or systems or any other applications where product failure could lead to injury to persons, loss of life, harm to the environment, or catastrophic property damage.

Kavlico warrants that its products will be free from defective materials and workmanship for a period of one (1) year from date of delivery to the original purchaser and that its products will conform to Kavlico's specifications or standards. Any product found to be defective will be replaced or repaired at the sole option of Kavlico.

Note: Kavlico reserves the right to change its specifications at any time without notice. Kavlico is not an expert in the customer's technical field and therefore does not warrant the suitability of its product for the application selected by the customer.

Kavlico products are manufactured or covered by one or more of the following patents: 1,799,995, 4,735,098, 4,924,702, 4,967,071, 4,974,117, 5,020,377, 5,233,875, 5,275,054, 5,315,877, 5,329,819, 5,349,864, 5,349,865, 5,349,867, 5,369,989, 5,415,036, 5,528,930, 5,540,086, 5,553,502, 5,576,251, 5,578,843, 5,656,780, 5,824,889, 5,907,278, 5,923,952, 5,929,498, 5,929,754, 5,935,189, 6,008,113, 6,041,658, 6,148,674, 6,178,829, 6,211,558 B1, 6,279,407, 6,297,733, 6,311,566, 6,351,132 B1, 6,404,184 B1, 6,495,388 B1, 6,505,398 B2, 6,553,812 B2, 6,564,642 B2, 6,581,468 B2, 6,583,631 B2, 6,584,853 B2, 6,605,904 B1, 6,683,464 B2 with other U.S. and foreign patents pending.

P265 500 S F 1 A

Example: P265-500S-FIA

Contact Kavlico for accuracy options, custom packaging, alternative pressure ranges, pressure connections or other OEM or application specific requirements.

CST
CUSTOM SENSORS & TECHNOLOGIES

KAVLICO