

Coaxial Directional Coupler

75Ω

55 to 90 MHz

ZDC-20-3-75-1+
ZDC-20-3-75-1



Maximum Ratings

Operating Temperature	-55°C to 100°C
Storage Temperature	-55°C to 100°C

Coaxial Connections

INPUT	3
OUTPUT	2
COUPLED	1

Features

- excellent directivity, 35 dB typ.
- excellent mainline loss, 0.4 dB typ.
- rugged shielded case

Applications

- VHF
- instrumentation
- amateur radio

CASE STYLE: M22

Connectors	Model	Price	Qty.
BNC	ZDC-20-3-75-1	\$52.95 ea.	(1-9)
BRACKET (OPTION "B")		\$5.00	(1+)
BRACKET (OPTION "BR")		\$1.50	(1+)

+ RoHS compliant in accordance with EU Directive (2002/95/EC)

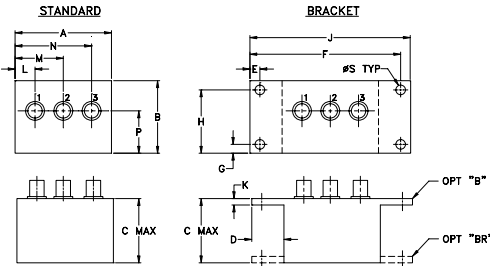
The +Suffix identifies RoHS Compliance. See our web site for RoHS Compliance methodologies and qualifications.

Directional Coupler Electrical Specifications

FREQ. RANGE (MHz)	COUPLING (dB)		MAINLINE LOSS ¹ (dB)		DIRECTIVITY (dB)		VSWR (:1)	POWER INPUT (W)
	Nom.	Flatness	Typ.	Max.	Typ.	Min.		
f _L -f _H								
55-90	18.6±0.5	±0.3	0.4	0.6	35	30	1.2	4.0

1. Mainline loss includes theoretical power loss at coupled port.

Outline Drawing



Outline Dimensions (inch/mm)

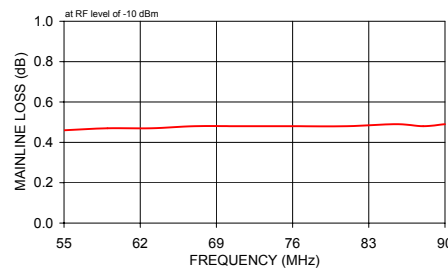
A	B	C	D	E	F	G	H
2.25	1.38	1.24	.50	.150	3.100	.138	1.238
57.15	35.05	31.50	12.70	3.81	78.74	3.51	31.45

J	K	L	M	N	P	S	wt
3.25	.10	.40	1.15	1.86	.64	.150	grams
82.55	2.54	10.16	29.21	47.24	16.26	3.81	74.0

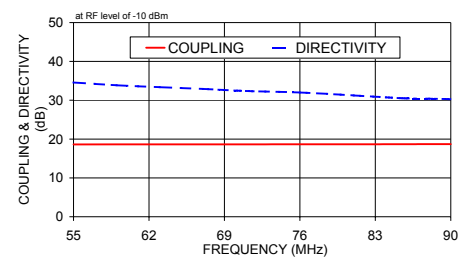
Typical Performance Data

Frequency (MHz)	Mainline Loss (dB) In-Out	Coupling (dB) In-Cpl	Directivity (dB)	Return Loss (dB)		
				In	Out	Cpl
55.00	0.46	18.61	34.58	25.04	26.15	19.84
59.00	0.47	18.63	33.86	24.76	25.84	19.26
63.00	0.47	18.63	33.36	24.50	25.57	18.71
67.00	0.48	18.65	32.92	24.23	25.28	18.17
71.00	0.48	18.65	32.39	23.98	25.01	17.67
76.00	0.48	18.67	31.99	23.67	24.68	17.08
81.00	0.48	18.67	31.23	23.37	24.39	16.56
85.50	0.49	18.69	30.52	23.10	24.10	16.12
88.00	0.48	18.70	30.40	22.96	23.96	15.88
90.00	0.49	18.70	30.28	22.85	23.82	15.70

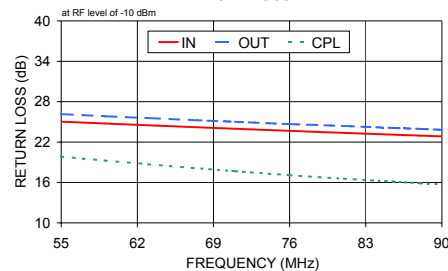
ZDC-20-3-75-1 MAINLINE LOSS



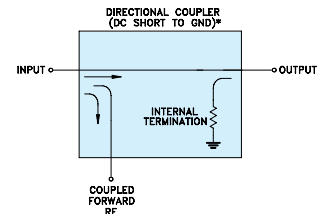
ZDC-20-3-75-1 COUPLING & DIRECTIVITY



ZDC-20-3-75-1 RETURN LOSS



Electrical Schematic



* ELECTRICAL SCHEMATIC IS FOR DIRECTIONAL COUPLER WITH INTERNAL TRANSFORMER(S) THAT ROUTES DC FROM RF PORTS TO GROUND.

Mini-Circuits®
ISO 9001 ISO 14001 AS 9100 CERTIFIED

minicircuits.com

P.O. Box 350166, Brooklyn, New York 11235-0003 (718) 934-4500 Fax (718) 332-4661 For detailed performance specs & shopping online see Mini-Circuits web site

DFP12 The Design Engineers Search Engine Provides ACTUAL Data Instantly From MINI-CIRCUITS At: www.minicircuits.com

IF/RF MICROWAVE COMPONENTS

REV. B
M119986
ZDC-20-3-75-1
WZ/TD/CP/AM
081112