

PHE429

• Single metallized film capacitor, polypropylene dielectric

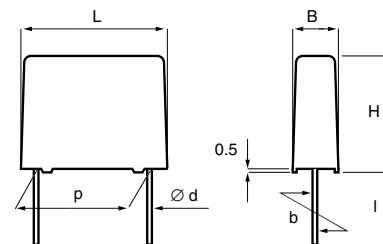


TYPICAL APPLICATIONS

For use in Power Factor Correction, PFC, applications.

CONSTRUCTION

Polypropylene film capacitor with vacuum evaporated aluminum electrodes. Radial leads of tinned wire are electrically welded to the contact metal layer on the ends of the capacitor winding. Encapsulation in self-extinguishing material meeting the requirements of UL 94V-0.

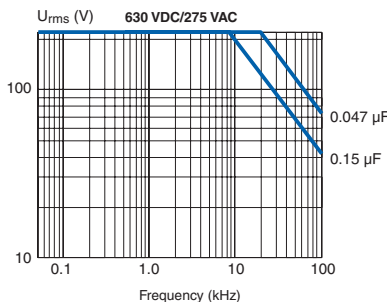
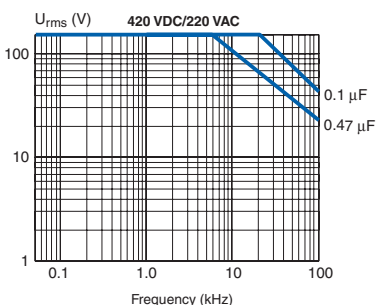


p	d	std l	max l	b
15.0 ± 0.4	0.8	6 ⁻¹	30	± 0.4

TECHNICAL DATA

Rated voltage U_R , VDC	420	630
Rated voltage U_R , VAC	220	275
Capacitance range, μF	0.1 -0.47	0.047 -0.15
Capacitance tolerance	±10%, other tolerances on request	
Operating temperature range	-55 ... +110°C	
Voltage derating	The rated voltage is decreased with 1.3%/°C between +85°C and +110°C.	
Climatic category	IEC 60068-1, 55/110/56	
Maximum pulse steepness	dU/dt according to article table	
Self-inductance	Approximately 6 nH/cm for the total length of capacitor winding and the leads.	
Dissipation factor $\tan\delta$	Maximum values at +23°C 1 kHz 0.10%	
Insulation resistance	Measured at +23°C, 100 VDC 60 s for $U_R < 500$ VDC and at 500 VDC for $U_R \geq 500$ VDC Between terminals: $C \leq 0.33 \mu\text{F}$: $\geq 100\,000 \text{ M}\Omega$ $C > 0.33 \mu\text{F}$: $\geq 30\,000 \text{ s}$ Between terminals and case: $\geq 100\,000 \text{ M}\Omega$.	

DERATING OF U_{RMS} VS FREQUENCY, +85°C AMBIENT TEMPERATURE AND 10°C INTERNAL HEATING, TYPICAL VALUES



ARTICLE TABLE

Capacitance μF	Box code	Max dimensions in mm			Max dU/dt $\text{V}/\mu\text{s}$	Rthha $^{\circ}\text{C}/\text{W}$ 85 $^{\circ}\text{C}$ 0.2 m/s	Article code
		B	H	L			

420 VDC/220 VAC

LEAD SPACING 15 MM

0.10	B04	5.5	10.5	18.0	150	99	PHE429KB6100KR06
0.15	B04	5.5	10.5	18.0	150	99	PHE429KB6150KR06
0.22	B15	6.0	12.0	18.0	150	83	PHE429KB6220KR06
0.33	B06	7.5	14.5	18.0	150	74	PHE429KB6330KR06
0.47	B12	8.0	15.0	18.0	150	71	PHE429KB6470KR06

630 VDC/275 VAC

LEAD SPACING 15 MM

0.047	B04	5.5	10.5	18.0	250	99	PHE429MB5470KR06
0.068	B04	5.5	10.5	18.0	250	99	PHE429MB5680KR06
0.10	B04	5.5	10.5	18.0	250	99	PHE429MB6100KR06
0.15	B10	6.5	12.5	18.0	250	84	PHE429MB6150KR06

ENVIRONMENTAL TEST DATA

See page 95.

ORDERING INFORMATION

The article code for the standard part is given in the article table.
For other options, see page 12.

MARKING

- RIFA
- Article code
- Rated capacitance according to IEC 60062
- Capacitance tolerance code
- Rated voltage
- Manufacturing code (year, month)