

100mW High Power Laser Diode

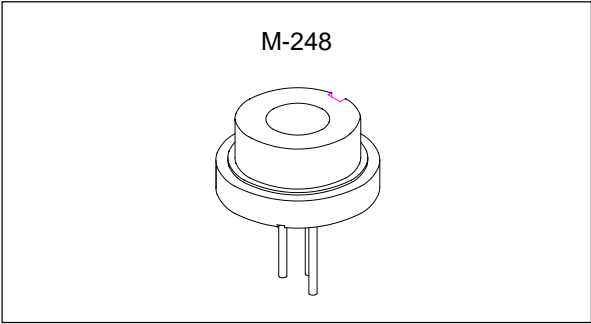
Description

The SLD301V is a gain-guided, high-power laser diode fabricated by MOCVD.

MOCVD: Metal Organic Chemical Vapor Deposition

Features

- High power
Recommended power output $P_o = 90\text{mW}$
- Low operating current



Applications

- Solid state laser excitation
- Medical use

Structure

GaAlAs double-hetero-type laser diode

Operating Lifetime

MTTF 10,000H (effective value) at $P_o = 90\text{mW}$, $T_c = 25^\circ\text{C}$

Absolute Maximum Ratings ($T_c = 25^\circ\text{C}$)

- Optical power output P_{omax} 100 mW
- Reverse voltage V_R LD 2 V
PD 15 V
- Operating temperature T_{opr} -10 to $+50$ $^\circ\text{C}$
- Storage temperature T_{stg} -40 to $+85$ $^\circ\text{C}$

Warranty

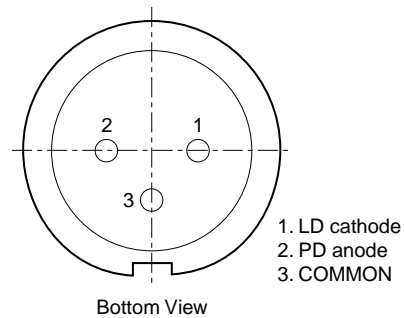
This warranty period shall be 90 days after receipt of the product or 1,000 hours operation time whichever is shorter.

Sony Quality Assurance Department shall analyze any product that fails during said warranty period, and if the analysis results show that the product failed due to material or manufacturing defects on the part of Sony, the product shall be replaced free of charge.

Laser diodes naturally have differing lifetimes which follow a Weibull distribution.

Special warranties are also available.

Pin Configuration



Sony reserves the right to change products and specifications without prior notice. This information does not convey any license by any implication or otherwise under any patents or other right. Application circuits shown, if any, are typical examples illustrating the operation of the devices. Sony cannot assume responsibility for any problems arising out of the use of these circuits.

Electrical and Optical Characteristics

(Tc: Case temperature, Tc = 25°C)

Item	Symbol	Conditions	Min.	Typ.	Max.	Unit	
Threshold current	I _{th}			150	200	mA	
Operating current	I _{op}	P _O = 90mW		250	400	mA	
Operating voltage	V _{op}	P _O = 90mW		1.9	3.0	V	
Wavelength*1	λ _p	P _O = 90mW	770		840	nm	
Monitor current	I _{mon}	P _O = 90mW V _R = 10V		0.15		mA	
Radiation angle (F. W. H. M.*)	Perpendicular	θ _⊥	P _O = 90mW		28	40	degree
	Parallel	θ _{//}			12	17	degree
Positional accuracy	Position	ΔX, ΔY	P _O = 90mW			±50	μm
	Angle	Δφ _⊥				±3	degree
Differential efficiency	η _D	P _O = 90mW	0.65	0.9		mW/mA	

* F. W. H. M. : Full Width at Half Maximum

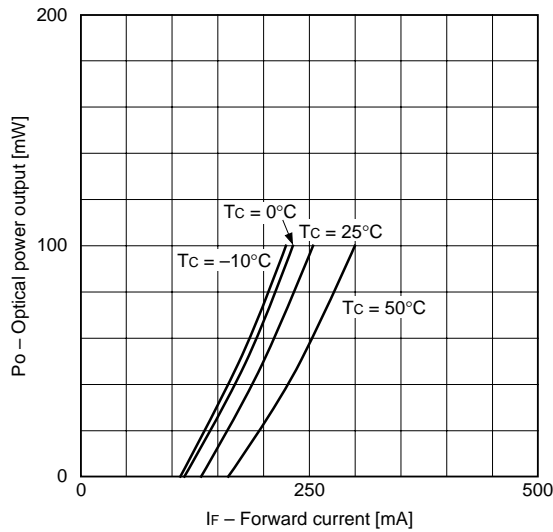
*1 Wavelength Selection Classification

Type	Wavelength (nm)
SLD301V-1	785 ± 15
SLD301V-2	810 ± 10
SLD301V-3	830 ± 10

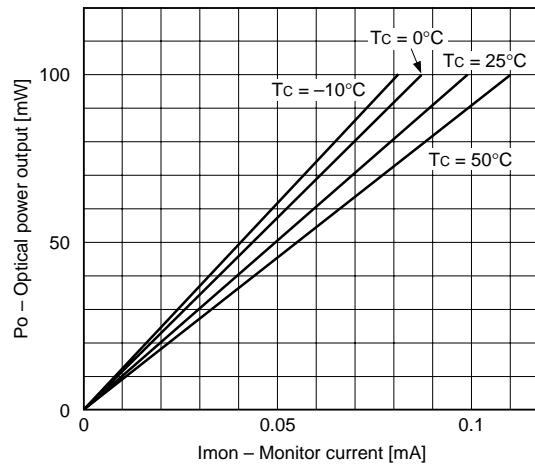
Type	Wavelength (nm)
SLD301V-21	798 ± 3
SLD301V-24	807 ± 3
SLD301V-25	810 ± 3

Example of Representative Characteristics

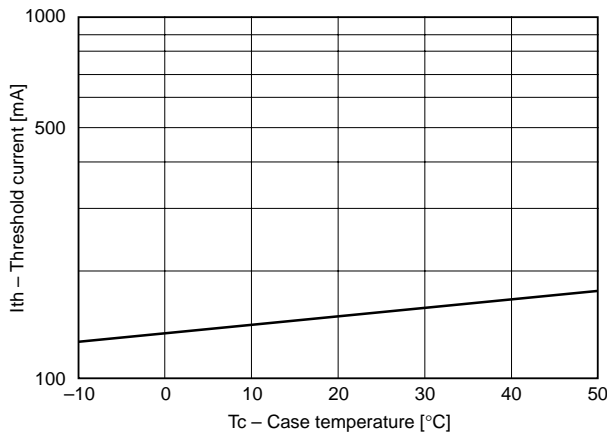
Optical power output vs. Forward current characteristics



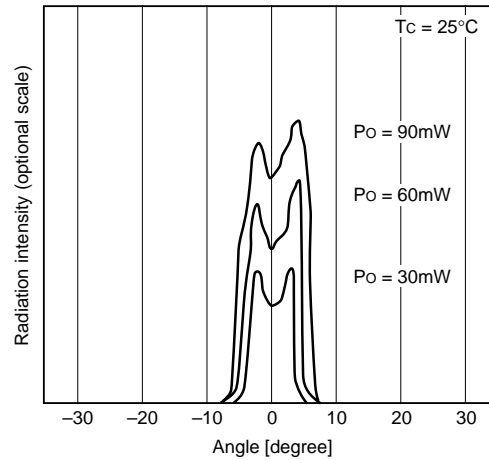
Optical power output vs. Monitor current characteristics



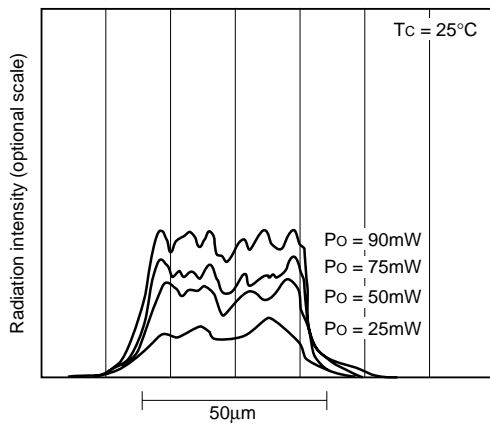
Threshold current vs. Temperature characteristics



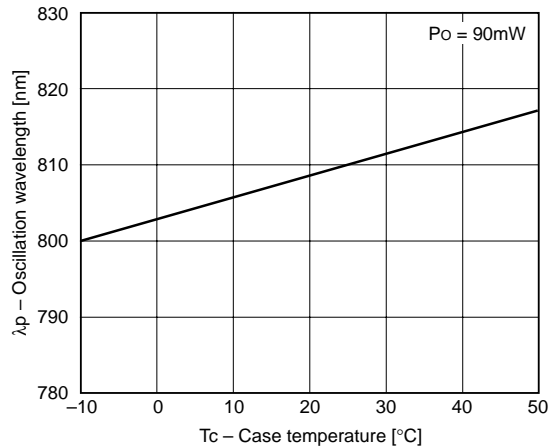
Power dependence of far field pattern (parallel to junction)

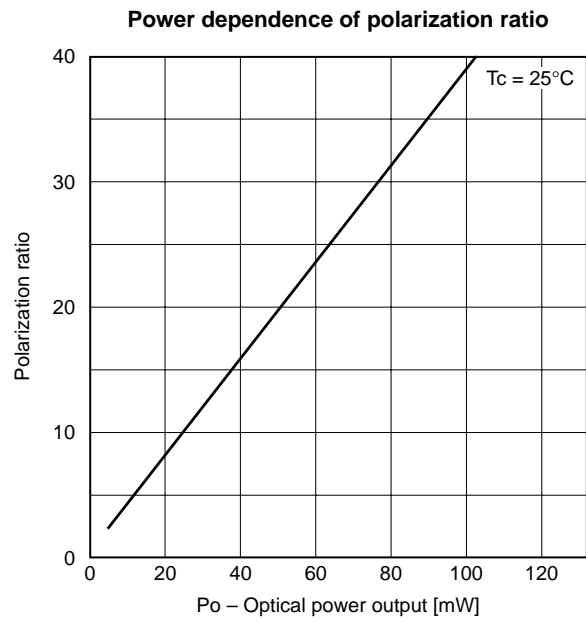
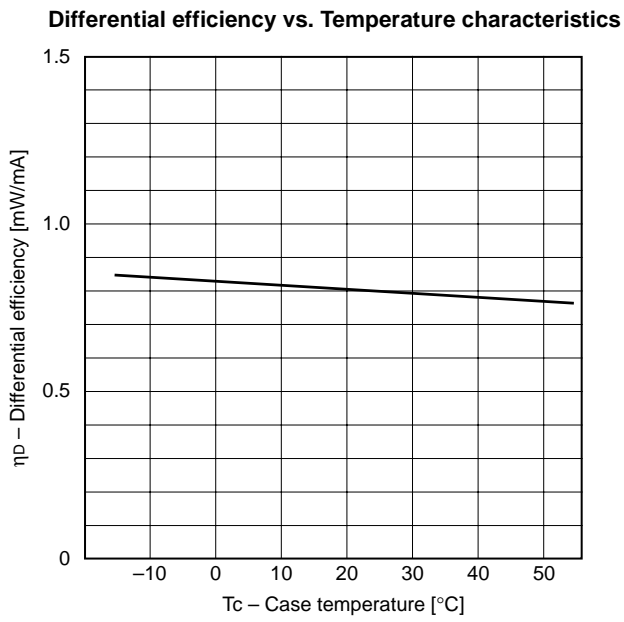


Power dependence of near field pattern

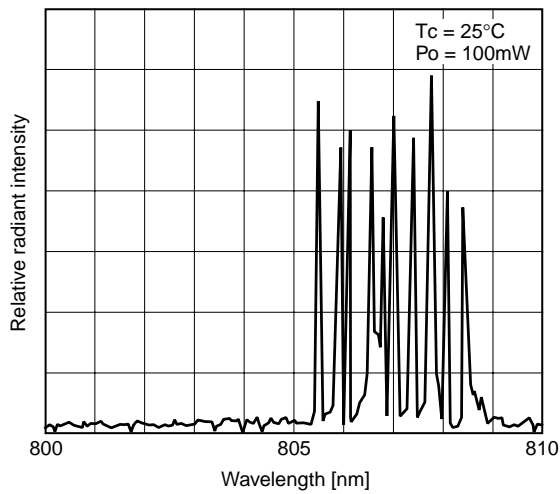
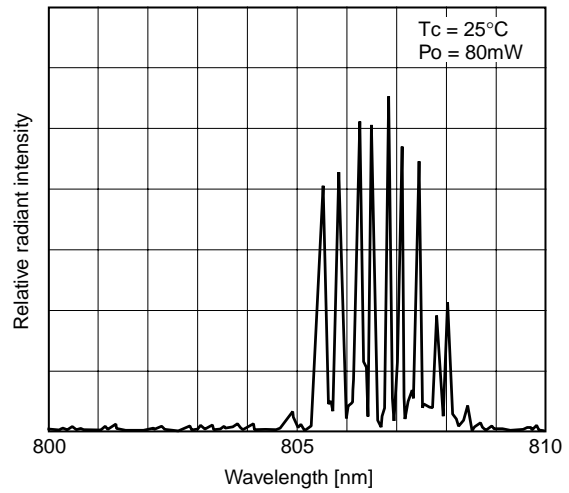
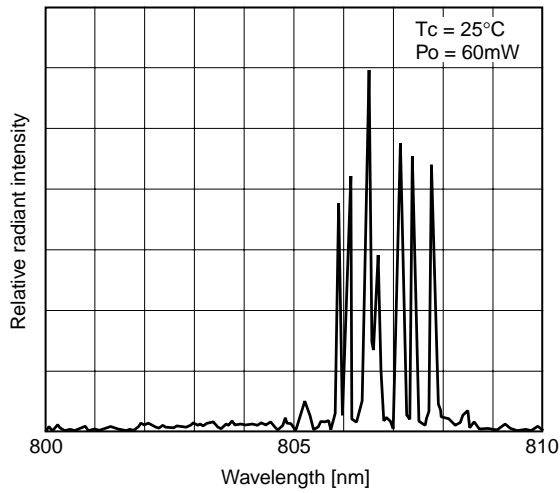
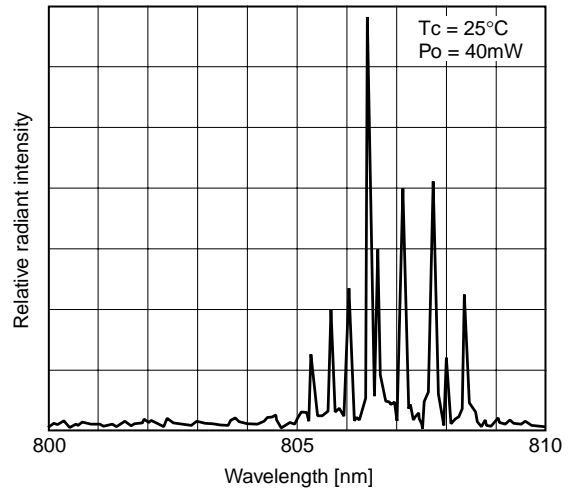
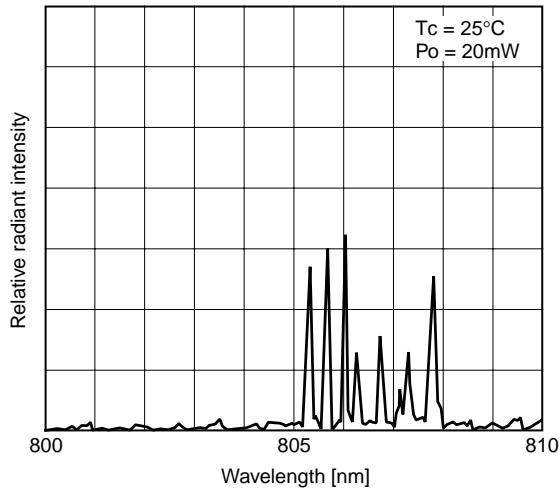


Oscillation wavelength vs. Temperature characteristics

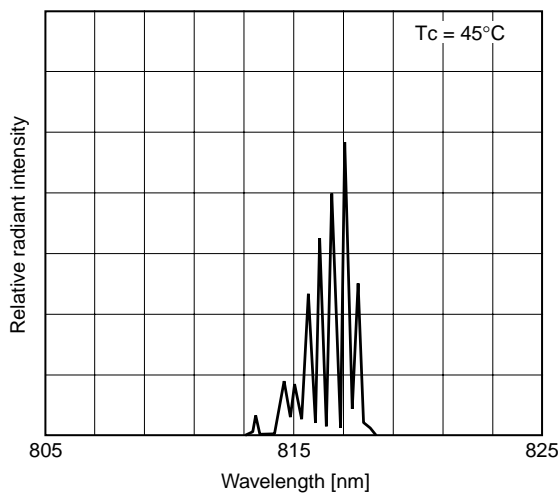
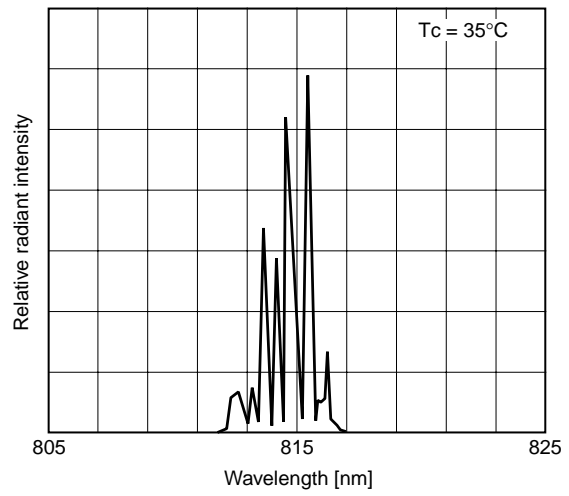
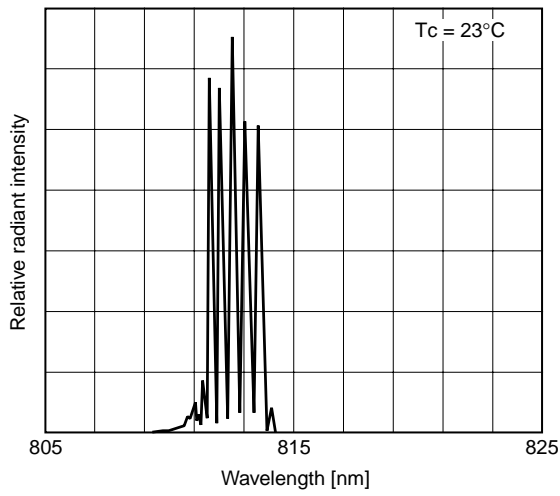
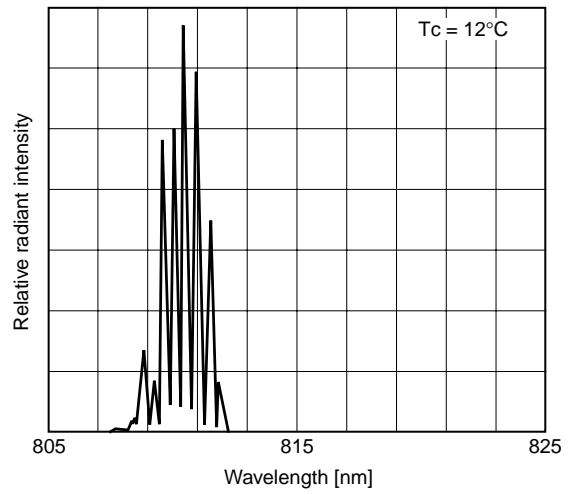
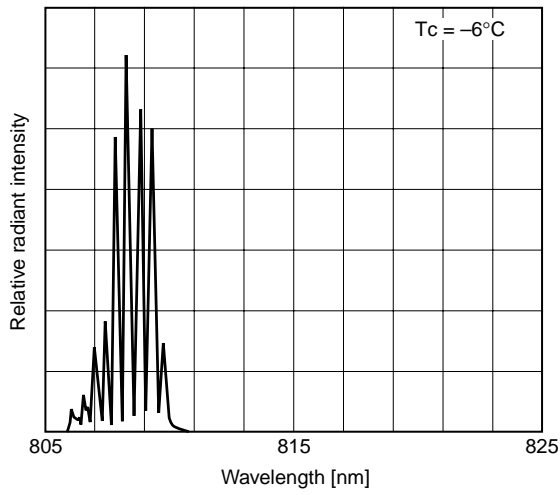




Power dependence of wavelength (Spectrum)



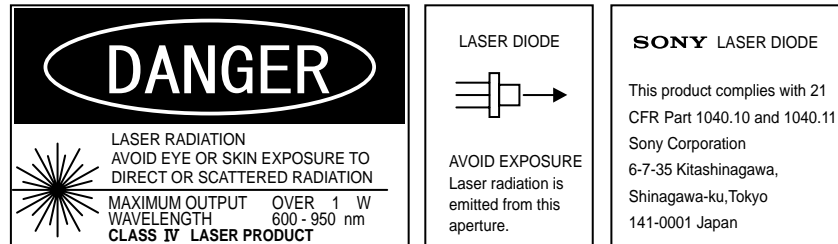
Temperature dependence of wavelength ($P_o = 90\text{mW}$)



Notes on Operation

Care should be taken for the following points when using this product.

- (1) This product corresponds to a Class 4 product under IEC60825-1 and JIS standard C6802 "Laser Product Emission Safety Standards".



- (2) Eye protection against laser beams

Take care not to allow laser beams to enter your eyes under any circumstances.

For observing laser beams, ALWAYS use safety goggles that block laser beams. Usage of IR scopes, IR cameras and fluorescent plates is also recommended for monitoring laser beams safely.

- (3) Gallium Arsenide

This product uses gallium arsenide (GaAs). This is not a problem for normal use, but GaAs vapors may be potentially hazardous to the human body. Therefore, never crush, heat to the maximum storage temperature or higher, or place the product in your mouth.

In addition, the following disposal methods are recommended when disposing of this product.

1. Engaging the services of a contractor certified in the collection, transport and intermediate treatment of items containing arsenic.
2. Managing the product through to final disposal as specially managed industrial waste which is handled separately from general industrial waste and household waste.

- (4) Prevention of surge current and electrostatic discharge

Laser diodes are most sensitive to electrostatic discharge among semiconductors. When a large current is passed through the laser diode for even an extremely short time, the strong light emitted from the laser diode promotes deterioration and then destruction of the laser diode. Therefore, note that surge current should not flow to the laser diode driving circuit from switches and others. Also, if the laser diode is handled carelessly, it may be destroyed instantly because electrostatic discharge is easily applied by a human body. Therefore, be extremely careful about overcurrent and electrostatic discharge.

- (5) Use for special applications

This product is not designed or manufactured for use in equipment used under circumstances where failure may pose a risk to life and limb, or result in significant material damage, etc.

Consult your Sony sales representative when investigating use for medical, vehicle, nuclear power control or other special applications. Also, use the power supply that was designed not to exceed the optical power output specified at the absolute maximum ratings.

Package Outline Unit: mm

M-248 (LO-11)

