

SPECIFICATION OF BSF□D□□RHSU SERIES

FEATURES

Compact and thin Large permissible DC current and low DC resistance.

APPLICATIONS

1. DC to DC converter of portable equipment.
2. Camcorder , LCD television set , Digital still camera , P.D.A. , Notebook.
3. Small size communication equipment.

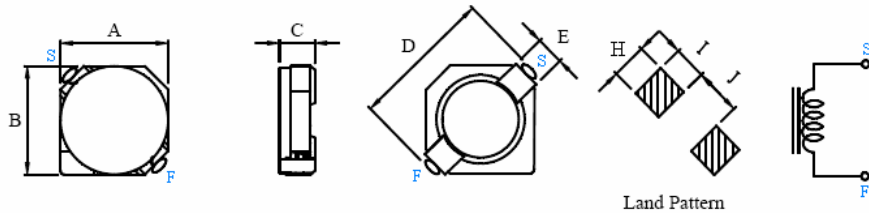


ORDERING CODE

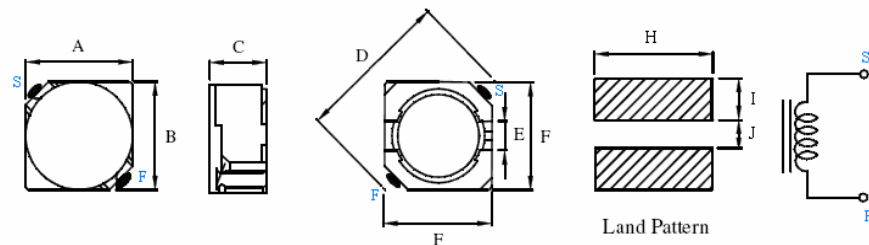
BSF3D28RHSU 100 N T
 (1) (2) (3) (4)

- (1) PRODUCT TYPE CODE AND SIZE CODE
 (2) INDUCTANCE
 (3) INDUCTANCE TOLERANCE (M : ±20%, N : ±30%)
 (4) REEL TAPING

2D 3D Series



4D 5D 6D Series



SHAPE & DIMENSIONS

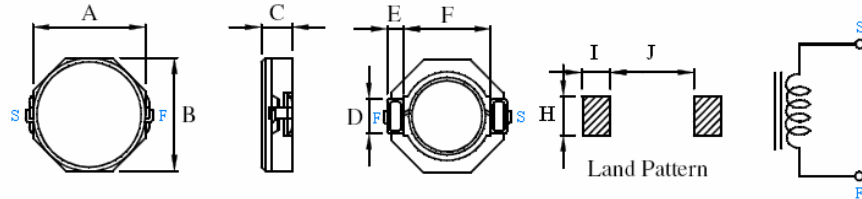
UNIT:mm

SIZE CODE	A (max)	B (max)	C (max)	D (max)	E (Ref.)	F	H	I	J
BSF2D09RHSU	3.2	3.2	1.00	4.3	1.0	-	1.3	1.3	1.7
BSF2D11RHSU	3.2	3.2	1.20	4.3	1.0	-	1.3	1.3	1.7
BSF2D14RHSU	3.2	3.2	1.55	4.3	1.0	-	1.3	1.3	1.7
BSF2D18RHSU	3.2	3.2	2.00	4.3	1.0	-	1.3	1.3	1.7
BSF3D11RHSU	4.0	4.0	1.20	5.2	1.0	-	1.3	1.4	2.4
BSF3D16RHSU	4.0	4.0	1.80	5.2	1.0	-	1.3	1.4	2.4
BSF3D28RHSU	4.0	4.0	3.00	5.2	1.0	-	1.3	1.4	2.4
SIZE CODE	A ±0.3	B ±0.3	C (max)	D (max)	E (Ref.)	F (Ref.)	H	I	J
BSF4D18RHSU	4.7	4.7	2.0	6.9	1.5	4.5	5.3	1.90	1.5
BSF4D28RHSU	4.7	4.7	3.0	6.9	1.5	4.5	5.3	1.90	1.5
BSF5D18RHSU	5.7	5.7	2.0	8.2	2.0	5.5	6.3	2.15	2.0
BSF5D28RHSU	5.7	5.7	3.0	8.2	2.0	5.5	6.3	2.15	2.0
BSF6D28RHSU	6.7	6.7	3.0	9.5	2.0	6.5	7.3	2.65	2.0
BSF6D38RHSU	6.7	6.7	4.0	9.5	2.0	6.5	7.3	2.65	2.0

※All the data listed in this catalogue are for reference only, King Core reserves the right to alter or revise the specifications without prior notification.

SMD POWER INDUCTORS → BSF□D□□RHSU SERIES

8D Series



UNIT:mm

SIZE CODE	A (max)	B (max)	C (max)	D (max)	E (Ref.)	F	H	I	J
BSF8D28RHSU	8.3	8.3	3.0	2.5	1.2	6.3	2.8	2.0	6.1
BSF8D43RHSU	8.3	8.3	4.5	2.5	1.2	6.3	2.8	2.0	6.1

ELECTRICAL CHARACTERISTIC (2D 3D SERIES)

Stamp	L (μH)	RDC (ohm) max							IDC (A) max						
		BSF 2D09 RHSU	BSF 2D11 RHSU	BSF 2D14 RHSU	BSF 2D18 RHSU	BSF 3D11 RHSU	BSF 3D16 RHSU	BSF 3D28 RHSU	BSF 2D09 RHSU	BSF 2D11 RHSU	BSF 2D14 RHSU	BSF 2D18 RHSU	BSF 3D11 RHSU	BSF 3D16 RHSU	BSF 3D28 RHSU
1R2N	1.2	0.0975	-	-	-	-	-	0.800	-	-	-	-	-	-	
1R5N	1.5	0.1100	0.0680	0.0630	-	-	0.0520	0.730	0.900	1.800	-	-	1.550	-	
1R8N	1.8	0.1310	-	0.0750	-	-	-	0.650	-	1.650	-	-	-	-	
2R2N	2.2	0.1440	0.0980	0.0940	0.0430	-	0.0720	0.600	0.780	1.500	0.850	-	1.200	-	
2R5N	2.5	0.1500	-	-	-	-	-	0.530	-	-	-	-	-	-	
2R7N	2.7	-	-	0.1060	-	-	-	-	-	1.350	-	-	-	-	
3R0N	3.0	0.1940	-	-	-	-	-	0.470	-	-	-	-	-	-	
3R3N	3.3	-	0.1230	0.1250	0.0600	0.1050	0.0850	0.0721	-	0.600	1.200	0.770	0.500	1.100	2.000
3R9N	3.9	0.2250	-	0.1380	-	-	-	-	0.450	-	1.100	-	-	-	-
4R7N	4.7	0.2880	0.1700	0.1690	0.0810	0.0950	0.1050	0.0883	0.410	0.500	1.000	0.630	0.400	0.900	1.650
5R6N	5.6	0.3250	0.2300	0.1880	-	0.1600	-	-	0.370	0.480	0.945	-	0.560	-	-
6R8N	6.8	0.4250	0.2600	0.2130	0.1080	0.1500	0.1700	0.1190	0.330	0.440	0.850	0.570	0.340	0.730	1.240
8R2N	8.2	0.4750	0.3500	0.2810	0.1790	0.1900	-	0.1400	0.300	0.380	0.800	0.500	0.320	-	1.150
100N	10	0.5380	0.4000	0.2940	0.2010	0.2800	0.2100	0.1450	0.280	0.350	0.700	0.450	0.280	0.550	1.050
120N	12	-	-	0.3940	-	-	-	-	-	-	0.620	-	-	-	-
150N	15	-	0.6200	-	0.2270	0.3200	0.2950	0.2130	-	0.280	-	0.350	0.230	0.450	0.900
220N	22	-	1.5000	-	0.3310	0.6000	0.4300	0.3350	-	0.200	-	0.300	0.190	0.400	0.760
330N	33	-	1.8000	-	0.4810	0.7000	0.6750	0.4810	-	0.150	-	0.230	0.150	0.320	0.580
470M	47	-	-	-	0.6600	-	-	0.5990	-	-	-	0.200	-	-	0.480

Test Freq. : 100KHz / 0.1V

Tolerance : N± 30% ,M± 20%

※All the data listed in this catalogue are for reference only, King Core reserves the right to alter or revise the specifications without prior notification.

SMD POWER INDUCTORS → BSF□D□□RHSU SERIES

ELECTRICAL CHARACTERISTIC (4D 5D 6D 8D SERIES)

Stamp	L (μH)	RDC (ohm) max								IDC (A) max							
		BSF 4D18 RHSU	BSF 4D28 RHSU	BSF 5D18 RHSU	BSF 5D28 RHSU	BSF 6D28 RHSU	BSF 6D38 RHSU	BSF 8D28 RHSU	BSF 8D43 RHSU	BSF 4D18 RHSU	BSF 4D28 RHSU	BSF 5D18 RHSU	BSF 5D28 RHSU	BSF 6D28 RHSU	BSF 6D38 RHSU	BSF 8D28 RHSU	BSF 8D43 RHSU
1R0N	1.0	0.0450	-	-	-	-	-	-	-	1.720	-	-	-	-	-	-	
1R2N	1.2	-	0.0236	-	-	-	-	-	-	-	2.560	-	-	-	-	-	
1R8N	1.8	-	0.0275	-	-	-	-	-	-	-	2.200	-	-	-	-	-	
2R0N	2.0	-	-	-	-	-	-	-	0.0140	-	-	-	-	-	-	7.000	
2R2N	2.2	0.0750	0.0313	-	-	-	-	-	-	1.320	2.040	-	-	-	-	-	
2R5N	2.5	-	-	-	-	-	-	0.0156	-	-	-	-	-	-	4.500	-	
2R6N	2.6	-	-	-	0.0180	-	-	-	-	-	-	2.600	-	-	-	-	
2R7N	2.7	0.1050	0.0433	-	-	-	-	-	-	1.280	1.600	-	-	-	-	-	
3R0N	3.0	-	-	-	0.0240	0.0240	-	-	-	-	-	2.400	3.000	-	-	-	
3R3N	3.3	0.1100	0.0492	-	-	-	0.0200	0.0182	-	1.040	1.570	-	-	3.500	4.000	-	
3R9N	3.9	0.1550	0.0648	-	-	0.0270	-	-	0.0190	0.880	1.440	-	-	2.600	-	5.900	
4R1N	4.1	-	-	0.0570	-	-	-	-	-	-	-	1.950	-	-	-	-	
4R2N	4.2	-	-	-	0.0310	-	-	-	-	-	-	2.200	-	-	-	-	
4R7N	4.7	0.1620	0.0720	-	-	-	-	0.0247	0.0220	0.840	1.320	-	-	-	3.400	5.600	
5R0N	5.0	-	-	-	-	0.0310	0.0240	-	-	-	-	-	2.400	2.900	-	-	
5R3N	5.3	-	-	-	0.0380	-	-	-	-	-	-	1.900	-	-	-	-	
5R4N	5.4	-	-	0.0760	-	-	-	-	-	-	-	1.600	-	-	-	-	
5R6N	5.6	0.1700	0.1009	-	-	-	-	-	-	0.800	1.170	-	-	-	-	-	
6R0N	6.0	-	-	-	-	0.0350	-	-	-	-	-	-	2.250	-	-	-	
6R2N	6.2	-	-	0.0960	0.0450	-	0.0270	-	-	-	-	1.400	1.800	-	2.500	-	
6R8N	6.8	0.2000	0.1089	-	-	-	-	-	0.0250	0.760	1.120	-	-	-	-	4.400	
7R3N	7.3	-	-	-	-	0.0540	-	0.0390	-	-	-	-	-	2.100	-	2.800	
7R4N	7.4	-	-	-	-	-	0.0310	-	-	-	-	-	-	-	2.300	-	
8R2N	8.2	0.2450	0.1175	-	0.0530	-	-	-	-	0.680	1.040	-	1.600	-	-	-	
8R6N	8.6	-	-	-	-	0.0580	-	-	-	-	-	-	-	1.850	-	-	
8R7N	8.7	-	-	-	-	-	0.0340	-	-	-	-	-	-	-	2.200	-	
8R9N	8.9	-	-	0.1160	-	-	-	-	-	-	-	1.250	-	-	-	-	
100N	10	0.2000	0.1283	0.1240	0.0650	0.0650	0.0380	0.0470	0.0360	0.610	1.000	1.200	1.300	1.700	2.000	2.500	4.000
120N	12	0.2100	0.1316	0.1530	0.0760	0.0700	0.0530	-	-	0.560	0.840	1.100	1.200	1.550	1.700	-	-
150N	15	0.2400	0.1490	0.1960	0.1030	0.0840	0.0570	0.0690	0.0530	0.500	0.760	0.970	1.100	1.400	1.600	1.900	2.900
180N	18	0.3380	0.1660	0.2100	0.1100	0.0950	0.0920	-	-	0.480	0.720	0.850	1.000	1.320	1.500	-	-
220N	22	0.3970	0.2350	0.2900	0.1220	0.1280	0.0960	0.0990	0.0750	0.410	0.700	0.800	0.900	1.200	1.300	1.600	2.600
270N	27	0.4410	0.2610	0.3300	0.1750	0.1420	0.1090	-	-	0.350	0.580	0.750	0.850	1.050	1.200	-	-
330N	33	0.6940	0.3780	0.3860	0.1890	0.1650	0.1240	0.1560	0.1250	0.320	0.560	0.650	0.750	0.970	1.100	1.300	2.200
390N	39	0.7090	0.3837	0.5200	0.2120	0.2100	0.1380	-	-	0.300	0.500	0.570	0.700	0.860	1.000	-	-
470N	47	0.9220	0.5870	0.5950	0.2600	0.2380	0.1550	0.1950	0.1500	0.280	0.480	0.540	0.620	0.800	0.950	1.150	1.800
560N	56	1.0800	0.6245	0.6650	0.3050	0.2770	0.2020	-	-	0.260	0.410	0.500	0.580	0.730	0.850	-	-
680N	68	1.3000	0.6990	0.8400	0.3550	0.3040	0.2340	0.2860	0.2400	0.240	0.350	0.430	0.520	0.650	0.750	0.920	1.500
820N	82	1.5500	0.9148	0.9780	0.4630	0.3900	0.3240	-	-	0.220	0.320	0.410	0.460	0.600	0.700	-	-
101N	100	1.7300	1.0200	1.2000	0.5200	0.5350	0.3580	0.4300	0.3600	0.200	0.290	0.360	0.420	0.540	0.650	0.750	1.300
121M	120	2.3900	1.2700	1.5000	0.5600	0.7500	0.4700	-	-	0.180	0.270	0.330	0.400	0.510	0.590	-	-
151M	150	2.6700	1.3500	1.7100	0.6800	0.9500	0.5800	-	-	0.150	0.240	0.310	0.350	0.470	0.540	-	-
181M	180	4.0000	1.5400	2.2400	0.9300	1.2000	0.6900	-	-	0.140	0.220	0.280	0.320	0.410	0.490	-	-
221M	220	-	1.7200	2.4400	1.1500	1.5000	0.8900	-	-	-	0.200	0.230	0.300	0.370	0.430	-	-
271M	270	-	1.9500	3.3800	1.5600	1.7000	1.2900	-	-	-	0.160	0.210	0.270	0.330	0.400	-	-
331M	330	-	2.6600	4.3400	1.9800	2.1500	1.7000	-	-	-	0.140	0.180	0.250	0.280	0.370	-	-
391M	390	-	2.8300	-	2.5000	2.2500	1.7500	-	-	-	0.130	-	0.220	0.270	0.340	-	-
471M	470	-	-	-	2.7000	3.1500	2.2000	-	-	-	-	-	0.200	0.210	0.320	-	-
561M	560	-	-	-	3.1200	3.7500	2.8500	-	-	-	-	-	0.180	0.200	0.290	-	-
681M	680	-	-	-	4.1500	5.1500	3.2000	-	-	-	-	-	0.160	0.200	0.250	-	-
821M	820	-	-	-	-	-	4.0500	-	-	-	-	-	-	-	0.220	-	-
102M	1000	-	-	-	-	-	5.7000	-	-	-	-	-	-	-	0.200	-	-

Test Freq. :

BSF4D18, BSF4D28 (100KHz / 0.1V)

BSF5D18, BSF5D28, BSF6D28, BSF6D38 (10KHz / 0.1V)

BSF8D28, BSF8D43 (100KHz / 1V)

Tolerance : M± 20% ,N± 30%

※All the data listed in this catalogue are for reference only, King Core reserves the right to alter or revise the specifications without prior notification.



KING CORE ELECTRONICS INC.

Tel:886-3-4698855

Fax:886-3-4691395

No.269,Nanfong Rd.,Pingjhen City,Taoyuan County, Taiwan

E-mail:kc@mail.kingcore.com.tw

Web Site:http://www.kingcore.com.tw

SMD POWER INDUCTORS → BSF3D28RHSU SERIES

ELECTRICAL CHARACTERISTIC

ORDERING CODE	Inductance (μ H)	Test Frequency (KHz)	DC Resistance (Ω)max	IDC (A)max
BSF3D28RHSU3R3NT	3.3	100	0.0721	2.000
BSF3D28RHSU4R7NT	4.7	100	0.0883	1.650
BSF3D28RHSU6R8NT	6.8	100	0.1190	1.240
BSF3D28RHSU8R2NT	8.2	100	0.1400	1.150
BSF3D28RHSU100MT	10.0	100	0.1450	1.050
BSF3D28RHSU150MT	15.0	100	0.2130	0.900
BSF3D28RHSU220MT	22.0	100	0.3350	0.760
BSF3D28RHSU330MT	33.0	100	0.4810	0.580
BSF3D28RHSU470MT	47.0	100	0.5990	0.480

Test Freq.: 100KHz/0.1V

Tolerance : M \pm 20%, N \pm 30%

※All the data listed in this catalogue are for reference only, King Core reserves the right to alter or revise the specifications without prior notification.



KING CORE ELECTRONICS INC.

Tel: 886-3-4698855

Fax: 886-3-4691395

No. 269, Nanfong Rd., Pingjhen City, Taoyuan County, Taiwan

E-mail: kc@mail.kingcore.com.tw

Web Site: <http://www.kingcore.com.tw>