



## N-Channel Enhancement-Mode Vertical DMOS FETs

### Features

- ▶ Free from secondary breakdown
- ▶ Low power drive requirement
- ▶ Ease of paralleling
- ▶ Low  $C_{ISS}$  and fast switching speeds
- ▶ Excellent thermal stability
- ▶ Integral source-drain diode
- ▶ High input impedance and high gain

### Applications

- ▶ Motor controls
- ▶ Converters
- ▶ Amplifiers
- ▶ Switches
- ▶ Power supply circuits
- ▶ Drivers (relays, hammers, solenoids, lamps, memories, displays, bipolar transistors, etc.)

### General Description

The Supertex VN2224 is an enhancement-mode (normally-off) transistor that utilizes a vertical DMOS structure and Supertex's well-proven silicon-gate manufacturing process. This combination produces a device with the power handling capabilities of bipolar transistors, and the high input impedance and positive temperature coefficient inherent in MOS devices. Characteristic of all MOS structures, this device is free from thermal runaway and thermally-induced secondary breakdown.

Supertex's vertical DMOS FETs are ideally suited to a wide range of switching and amplifying applications where very low threshold voltage, high breakdown voltage, high input impedance, low input capacitance, and fast switching speeds are desired.

### Ordering Information

Device	Package Option	$BV_{DSS}/BV_{DGS}$ (V)	$R_{DS(ON)}$ (max) ( $\Omega$ )	$I_{D(ON)}$ (min) (A)
	TO-92			
VN2224	VN2224N3-G	240	1.25	5.0

-G indicates package is RoHS compliant ('Green')




### Absolute Maximum Ratings

Parameter	Value
Drain-to-source voltage	$BV_{DSS}$
Drain-to-gate voltage	$BV_{DGS}$
Gate-to-source voltage	$\pm 20V$
Operating and storage temperature	$-55^{\circ}C$ to $+150^{\circ}C$
Soldering temperature*	$+300^{\circ}C$

Absolute Maximum Ratings are those values beyond which damage to the device may occur. Functional operation under these conditions is not implied. Continuous operation of the device at the absolute rating level may affect device reliability. All voltages are referenced to device ground.

\* Distance of 1.6mm from case for 10 seconds.

### Pin Configuration



### Product Marking



YY = Year Sealed  
 WW = Week Sealed  
 \_\_\_\_\_ = "Green" Packaging  
**TO-92 (N3)**

### Thermal Characteristics

Package	$I_D$ (continuous) <sup>†</sup> (A)	$I_D$ (pulsed) (A)	Power Dissipation @ $T_c = 25^\circ\text{C}$ (W)	$\theta_{JC}$ ( $^\circ\text{C}/\text{W}$ )	$\theta_{JA}$ ( $^\circ\text{C}/\text{W}$ )	$I_{DR}$ <sup>†</sup> (A)	$I_{DRM}$ (A)
TO-92	0.54	5.0	1.0	125	170	0.54	5.0

**Notes:**

<sup>†</sup>  $I_D$  (continuous) is limited by max rated  $T_j$ .

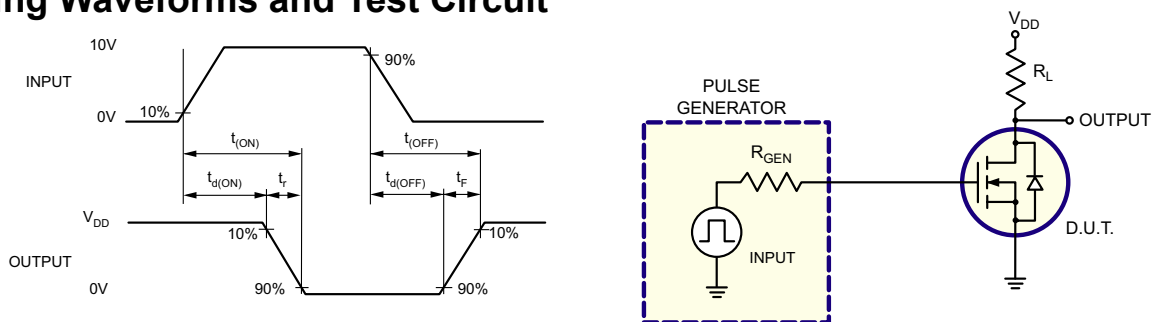
### Electrical Characteristics ( $T_A = 25^\circ\text{C}$ unless otherwise specified)

Sym	Parameter	Min	Typ	Max	Units	Conditions
$BV_{DSS}$	Drain-to-source breakdown voltage	240	-	-	V	$V_{GS} = 0V, I_D = 5.0\text{mA}$
$V_{GS(th)}$	Gate threshold voltage	1.0	-	3.0	V	$V_{GS} = V_{DS}, I_D = 5.0\text{mA}$
$\Delta V_{GS(th)}$	Change in $V_{GS(th)}$ with temperature	-	-4.0	-5.0	mV/ $^\circ\text{C}$	$V_{GS} = V_{DS}, I_D = 5.0\text{mA}$
$I_{GSS}$	Gate body leakage current	-	1.0	100	nA	$V_{GS} = \pm 20V, V_{DS} = 0V$
$I_{DSS}$	Zero gate voltage drain current	-	-	50	$\mu\text{A}$	$V_{GS} = 0V, V_{DS} = \text{Max Rating}$
		-	-	5.0	mA	$V_{DS} = 0.8 \text{ Max Rating}, V_{GS} = 0V, T_A = 125^\circ\text{C}$
$I_{D(ON)}$	On-state drain current	2.0	-	-	A	$V_{GS} = 5.0V, V_{DS} = 25V$
		5.0	10	-		$V_{GS} = 10V, V_{DS} = 25V$
$R_{DS(ON)}$	Static drain-to-source on-state resistance	-	1.0	1.5	$\Omega$	$V_{GS} = 5.0V, I_D = 2.0A$
		-	0.9	1.25		$V_{GS} = 10V, I_D = 2.0A$
$\Delta R_{DS(ON)}$	Change in $R_{DS(ON)}$ with temperature	-	1.0	1.4	%/ $^\circ\text{C}$	$V_{GS} = 10V, I_D = 2.0A$
$G_{FS}$	Forward transconductance	1000	2200	-	mmho	$V_{DS} = 25V, I_D = 2.0A$
$C_{ISS}$	Input capacitance	-	300	350	pF	$V_{GS} = 0V, V_{DS} = 25V, f = 1.0\text{MHz}$
$C_{OSS}$	Common Source output capacitance	-	85	150		
$C_{RSS}$	Reverse transfer capacitance	-	20	35		
$t_{d(ON)}$	Turn-on delay time	-	6.0	15	ns	$V_{DD} = 25V, I_D = 2.0A, R_{GEN} = 10\Omega$
$t_{d(OFF)}$	Turn-off delay time	-	65	90		
$t_r$	Rise time	-	16	25		
$t_f$	Fall time	-	30	60		
$t_{rr}$	Reverse recovery time	-	500	-		
$V_{SD}$	Diode forward voltage drop	-	0.8	1.0	V	$V_{GS} = 0V, I_{SD} = 100\text{mA}$

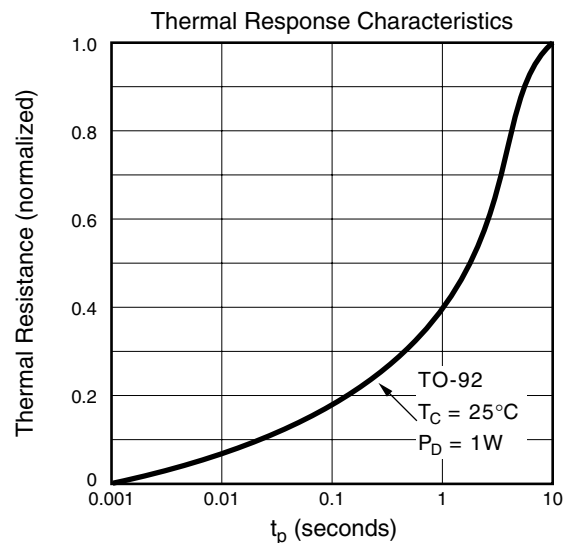
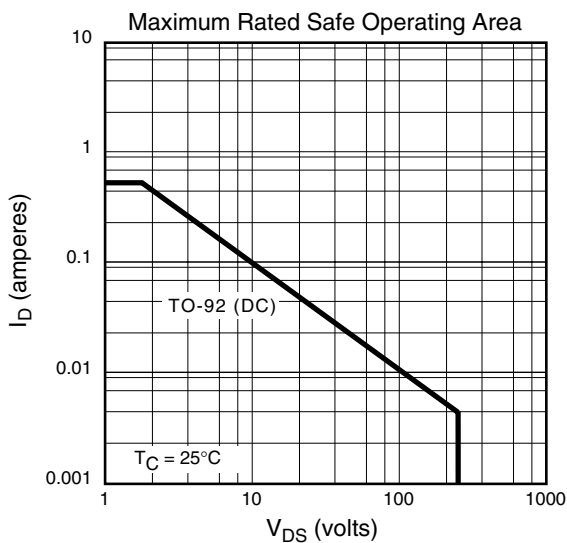
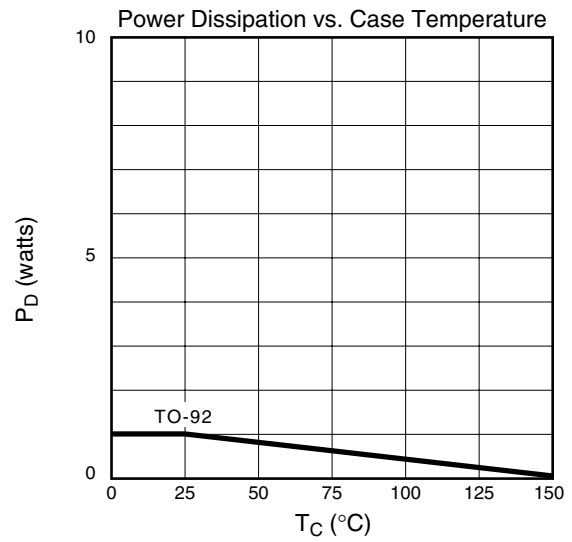
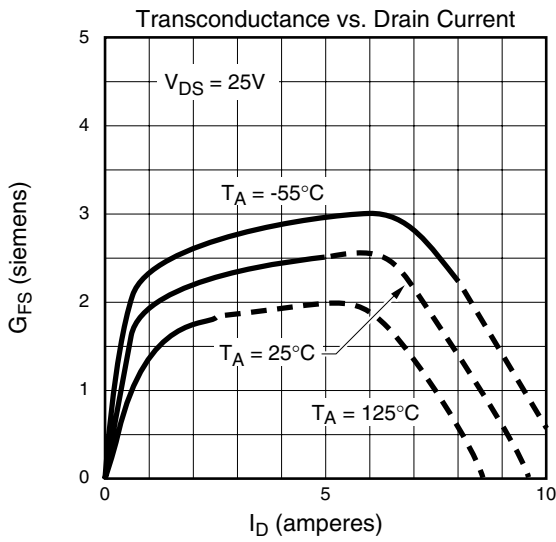
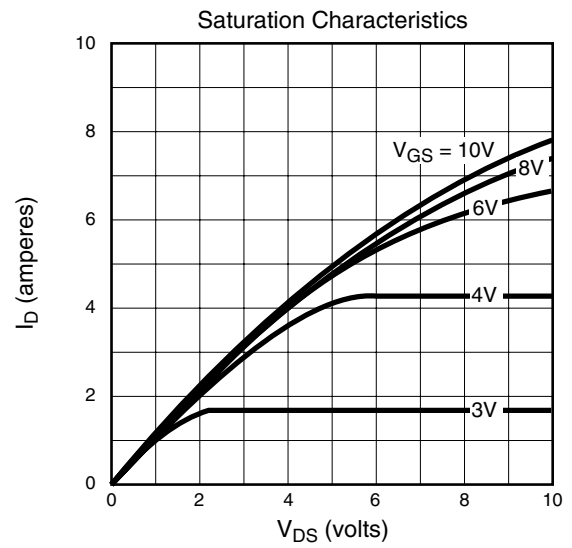
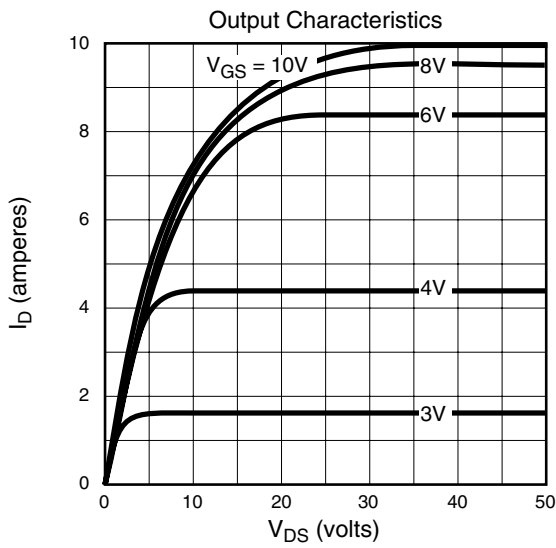
**Notes:**

1. All D.C. parameters 100% tested at  $25^\circ\text{C}$  unless otherwise stated. (Pulse test:  $300\mu\text{s}$  pulse, 2% duty cycle.)
2. All A.C. parameters sample tested.

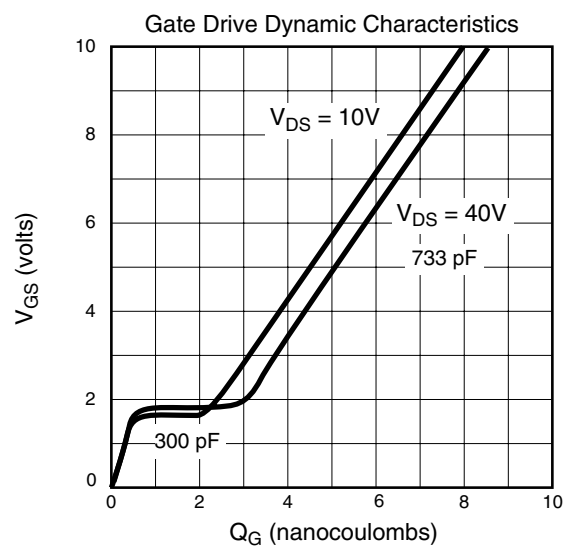
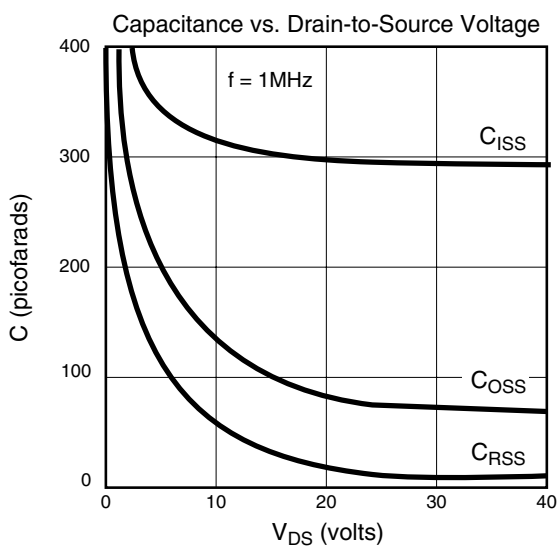
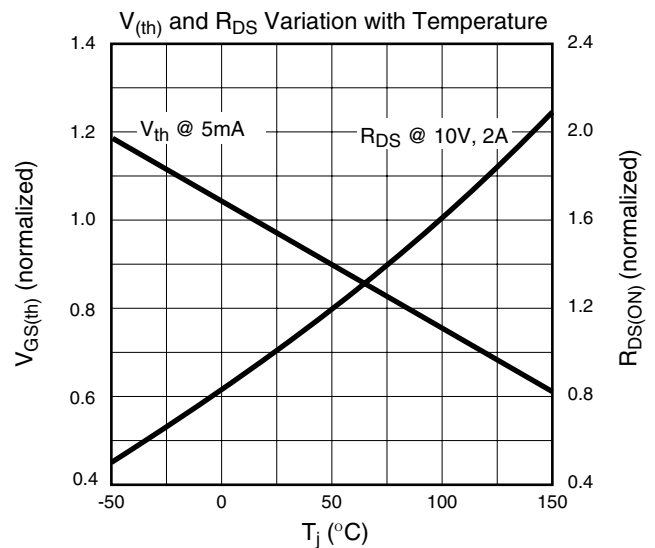
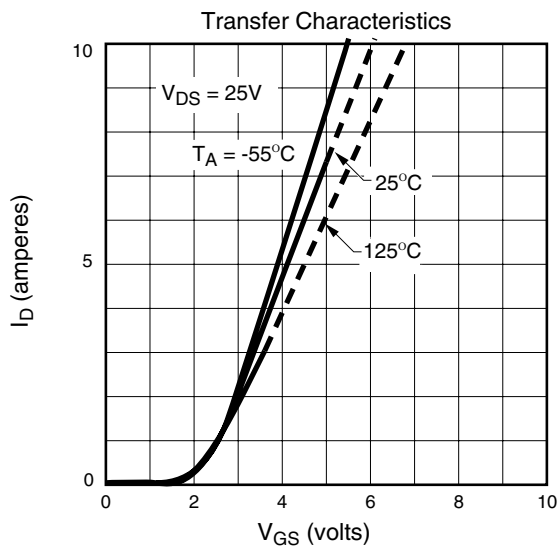
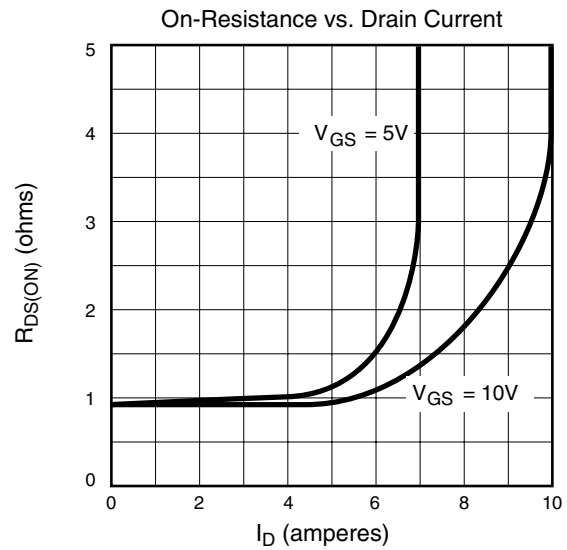
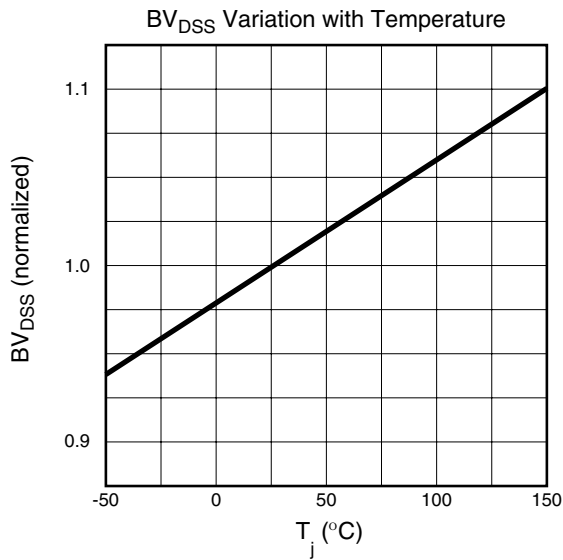
### Switching Waveforms and Test Circuit



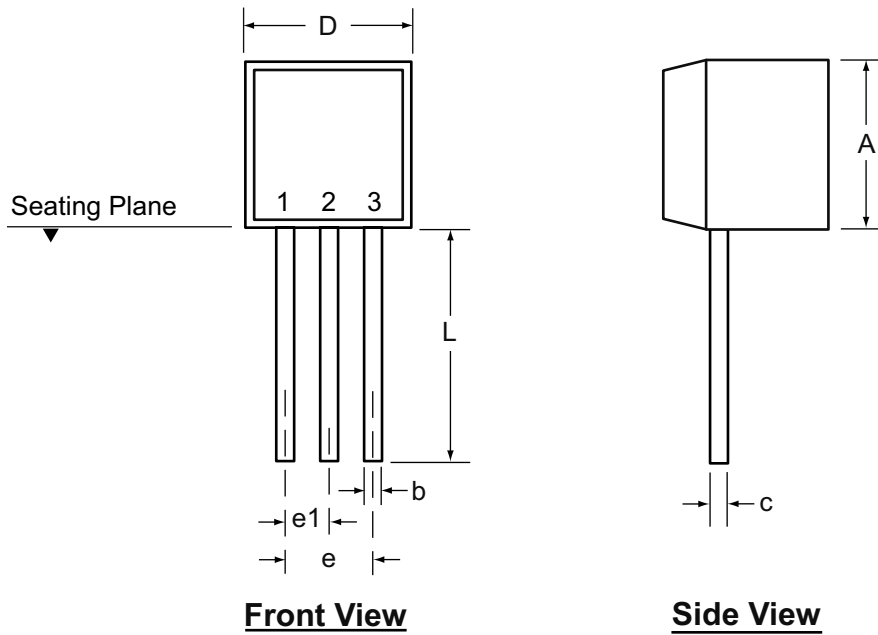
# Typical Performance Curves



Typical Performance Curves (cont.)



### 3-Lead TO-92 Package Outline (N3)



Symbol		A	b	c	D	E	E1	e	e1	L
Dimension (inches)	MIN	.170	.014	.014	.175	.125	.080	.095	.045	.500
	NOM	-	-	-	-	-	-	-	-	-
	MAX	.210	.022	.022	.205	.165	.105	.105	.055	.610

Drawings not to scale.

Supertex Doc.#: DSPD-3TO92N3, Version D061608.

(The package drawing(s) in this data sheet may not reflect the most current specifications. For the latest package outline information go to <http://www.supertex.com/packaging.html>.)

**Supertex inc.** does not recommend the use of its products in life support applications, and will not knowingly sell its products for use in such applications, unless it receives an adequate "product liability indemnification insurance agreement." **Supertex** does not assume responsibility for use of devices described and limits its liability to the replacement of the devices determined defective due to workmanship. No responsibility is assumed for possible omissions or inaccuracies. Circuitry and specifications are subject to change without notice. For the latest product specifications, refer to the **Supertex** website: <http://www.supertex.com>.

©2008 **Supertex inc.** All rights reserved. Unauthorized use or reproduction is prohibited.

**Supertex inc.**

1235 Bordeaux Drive, Sunnyvale, CA 94089  
 TEL: (408) 222-8888 / FAX: (408) 222-4895

[www.supertex.com](http://www.supertex.com)