


FEATURES

- **SPECIAL PASSIVATED NiCr FILM FOR SUPERIOR ANTI-CORROSION PROPERTIES**
- EIA STANDARD SIZING 0402, 0603, 0805, 1206, 2010 AND 2512
- SUIT FOR HIGH RELIABILITY APPLICATIONS IN HARSH ENVIRONMENTS
- PRECISION TOLERANCE AND TEMPERATURE CHARACTERISTICS
- SAC REFLOW SOLDERABLE (THREE TIMES AT 260°C FOR 32 SECONDS)

**RoHS
Compliant**
includes all homogeneous materials



*See Part Number System for Details

SPECIFICATIONS

Type	EIA Size	Power Rating at 70°C	Max. *1 Working Voltage	Max. *2 Overload Voltage	Resistance Tolerance Code	Temperature Coefficient (ppm/°C)	Resistance Range (Ω)	Resistance Values	Operating Temperature Range
NTRC04	0402	0.063W	25V	50V	±0.10% (B) ±0.25% (C) ±0.50% (D)	±25ppm (C) ±50ppm (D)	25Ω ~ 25KΩ	E-24 & E-96	-55°C ~ +155°C
NTRC06	0603	0.063W	50V	100V	±0.10% (B) ±0.25% (C) ±0.50% (D)	±25ppm (C) ±50ppm (D)	25Ω ~ 332KΩ		
NTRC10	0805	0.10W	100V	200V	±0.10% (B) ±0.25% (C) ±0.50% (D)	±25ppm (C) ±50ppm (D)	10Ω ~ 787KΩ		
NTRC12	1206	0.125W	150V	300V	±0.10% (B) ±0.25% (C) ±0.50% (D)	±25ppm (C) ±50ppm (D)	10Ω ~ 1MΩ		
NTRC50	2010	0.25W			±0.10% (B) ±0.25% (C) ±0.50% (D)	±25ppm (C) ±50ppm (D)	10Ω ~ 1MΩ		
NTRC100	2512	0.50W			±0.10% (B) ±0.25% (C) ±0.50% (D)	±25ppm (C) ±50ppm (D)			

Note *1 - Maximum allowable continuous Working Voltage for all resistors is the lower of the two values:

"Maximum Working Voltage" as specified above or the result of the following formula

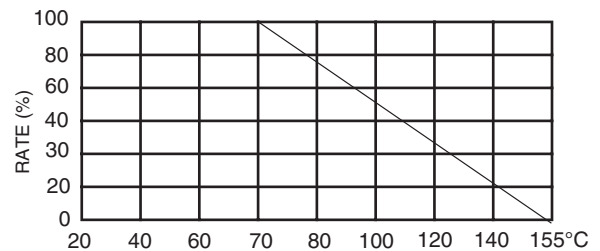
$$\sqrt{\text{Power rating (Watts)} \times \text{Resistance (Ohms)}}$$

Note *2 - "Maximum Overload Voltage" for all resistors is the lower of the two values:

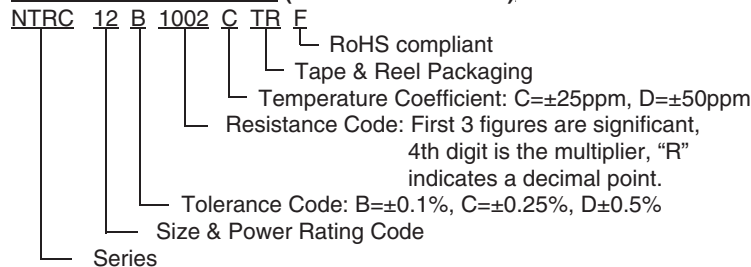
"Maximum Overload Voltage" as specified above or 2x the result of the following formula

$$\sqrt{\text{Power rating (Watts)} \times \text{Resistance (Ohms)}}$$

Power Derating Curve: For operation above 70°C, power rating must be derated according to the following chart:

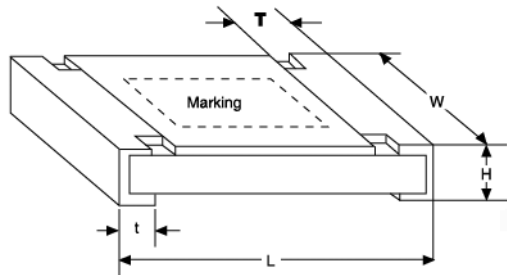


PART NUMBER SYSTEM (E24 & E-96 VALUES)

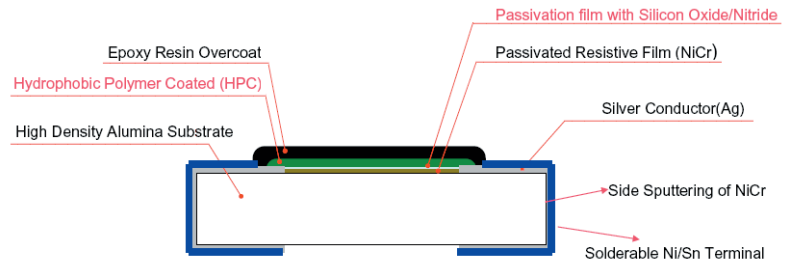


DIMENSIONS (mm)

Type	EIA Size	L	W	H	T	t
NTRC04	0402	1.00 ± 0.05	0.50 ± 0.05	0.30 ± 0.05	0.20 ± 0.10	0.20 ± 0.10
NTRC06	0603	1.55 ± 0.10	0.80 ± 0.10	0.45 ± 0.10	0.30 ± 0.20	0.30 ± 0.20
NTRC10	0805	2.00 ± 0.15	1.25 ± 0.15	0.55 ± 0.10	0.30 ± 0.20	0.40 ± 0.20
NTRC12	1206	3.05 ± 0.15	1.55 ± 0.15	0.55 ± 0.10	0.42 ± 0.20	0.35 ± 0.25
NTRC50	2010	4.90 ± 0.15	2.40 ± 0.15	0.55 ± 0.10	0.60 ± 0.30	0.50 ± 0.25
NTRC100	2512	6.30 ± 0.15	3.10 ± 0.15	0.55 ± 0.10	0.60 ± 0.30	0.50 ± 0.25



CONSTRUCTION



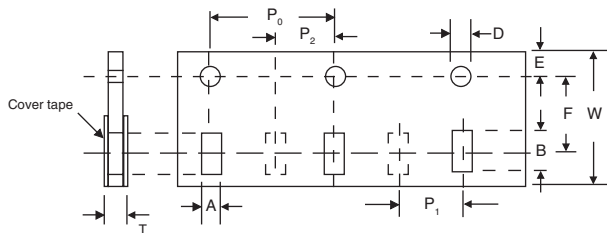
STANDARD E-12, E-24, E-96 VALUES AND 0603 RESISTANCE CODES

E-12		E-24		E-96									
Value		Value		Value	Code	Value	Code	Value	Code	Value	Code	Value	Code
10		100		100	01	102	02	105	03	107	04	110	05
12		110		110	05	113	06	115	07	118	08	121	09
15		120		121	09	124	10	127	11	130	12	133	13
18		130		133	13	137	14	140	15	143	16	147	17
22		150		147	17	150	18	154	19	158	20	162	21
27		160		162	21	165	22	169	23	174	24	178	25
33		180		178	25	182	26	187	27	191	28	196	29
39		200		196	29	200	30	205	31	210	32	209	33
47		220		215	33	221	34	226	35	232	36	237	37
56		240		237	37	243	38	249	39	255	40	261	41
68		270		261	41	267	42	274	43	280	44	287	45
82		300		287	45	294	46	301	47	309	48	316	49
91		330		316	49	324	50	332	51	340	52	332	51
		360		348	53	357	54	365	55	374	56	365	55
		390		383	57	392	58	402	59	412	60	402	59
		430		422	61	432	62	442	63	453	64	442	63
		470		464	65	475	66	487	67	499	68	487	67
		510		511	69	523	70	536	71	549	72	536	71
		560		562	73	576	74	590	75	604	76	590	75
		620		619	77	634	78	649	79	665	80	649	79
		680		681	81	698	82	715	83	732	84	715	83
		750		750	85	768	86	787	87	806	88	787	87
		820		825	89	845	90	866	91	887	92	866	91
		910		909	93	931	94	953	95	976	96	953	95

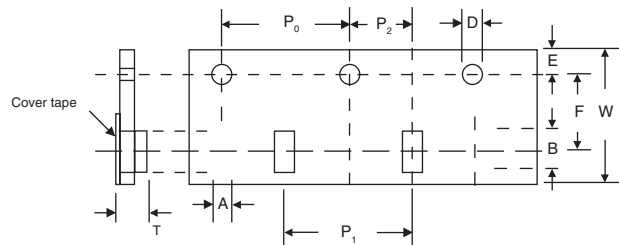
CARRIER TAPE DIMENSIONS (mm)

Type	EIA Case Size	Carrier Material	A	B	W	F	E	P ₁	P ₂	P ₀	D ₀	t
NTRC04	0402	Paper	0.70 ±0.05	1.16 ±0.10	8.0 ±0.10	3.50 ±0.05	1.75 ±0.05	2.00 ±0.05	n/a	4.00 ±0.10	1.55 ±0.05	0.40 ± 0.03
NTRC06	0603		1.10 ±0.05	1.90 ±0.05				0.60 ± 0.03				
NTRC10	0805		1.60 ±0.05	2.37 ±0.05				0.75 ± 0.03				
NTRC12	1206		2.00 ±0.05	3.50 ±0.05				0.75 ± 0.03				
NTRC50	2010	Embossed Plastic	2.85 ±0.10	5.45 ±0.10	12.0 ±0.10	5.50 ±0.05						1.00 ± 0.20
NTRC100	2512		3.40 ±0.10	6.65 ±0.10								

PAPER CARRIER

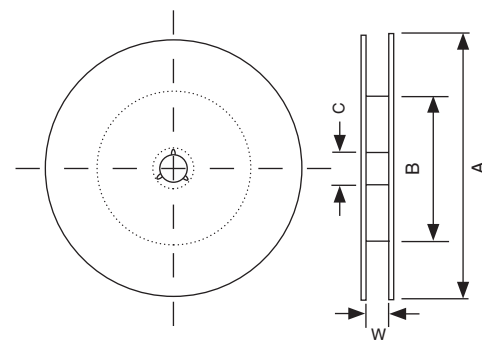


EMBOSSED PLASTIC CARRIER



REEL DIMENSIONS (mm)

Type	EIA Case Size	A	B	C	W	Qty
NTRC04	0402	178 ± 1.0	60 ^{+0.50} _{-3.0}	13.0 ± 0.20	9.00 ± 0.50	10,000
NTRC06	0603					5,000
NTRC10	0805				13.0 ± 1.50	4,000
NTRC12	1206					
NTRC50	2010					
NTRC100	2512					



LAND PATTERN DIMENSIONS (mm)

Type	EIA Case Size	A	B	C
NTRC04	0402	0.5	0.5	0.60 ± 0.2
NTRC06	0603	0.8	1.0	0.90 ± 0.2
NTRC10	0805	1.0	1.0	1.35 ± 0.2
NTRC12	1206	2.0	1.15	1.70 ± 0.2
NTRC50	2010	3.6	1.4	2.50 ± 0.2
NTRC100	2512	4.9	1.6	3.10 ± 0.2

