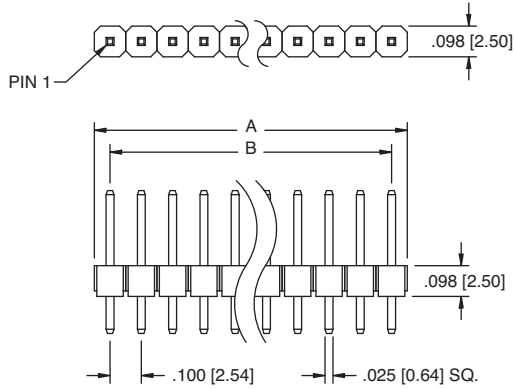


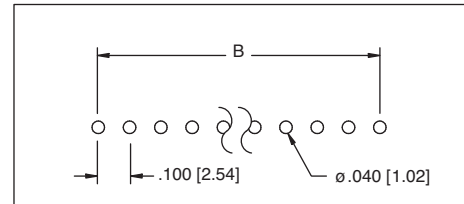
A = .100 [2.54] X No. of Positions.
 B = .100 [2.54] X No. of Spaces.

PH1 SINGLE ROW



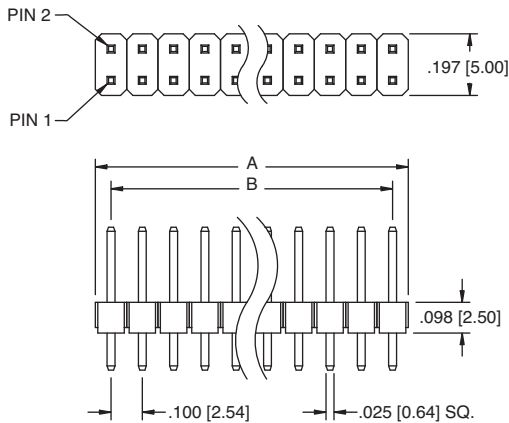
PH1-16-UA

Recommended PCB Layout



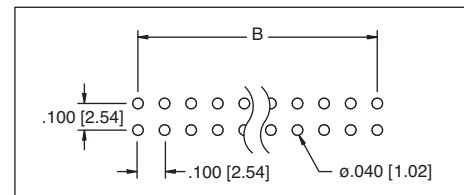
A = .100 [2.54] X No. of Positions per row.
 B = .100 [2.54] X No. of Spaces.

PH2 DUAL ROW




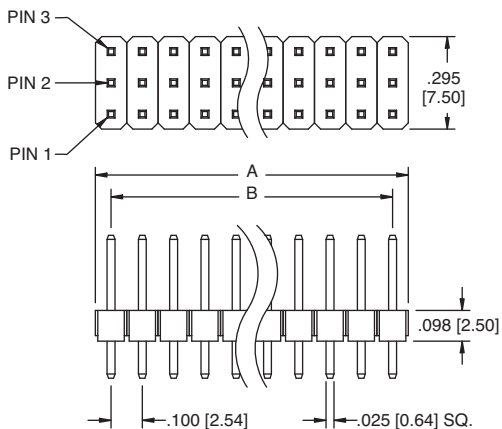
PH2-32-UA

Recommended PCB Layout



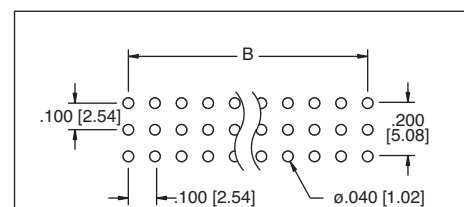
A = .100 [2.54] X No. of Positions per row.
 B = .100 [2.54] X No. of Spaces.

PH3 TRIPLE ROW



PH3-48-UA

Recommended PCB Layout



A = .100 [2.54] X No. of Positions.
B = .100 [2.54] X No. of Spaces.

PH1RB
SINGLE ROW

PH1RB-16-UA

PH1RA

Recommended PCB Layout

A = .100 [2.54] X No. of Positions per row.
B = .100 [2.54] X No. of Spaces.

PH2RA
DUAL ROW

PH2RA-32-UA

Recommended PCB Layout

A = .100 [2.54] X No. of Positions per row.
B = .100 [2.54] X No. of Spaces.

PH3RA
TRIPLE ROW

PH3RA-48-UA

Recommended PCB Layout