

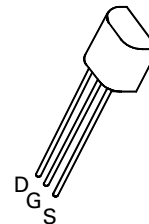
P-CHANNEL ENHANCEMENT MODE VERTICAL DMOS FET

ZVP0120A

ISSUE 2 – MARCH 94

FEATURES

- * 200 Volt V_{DS}
- * $R_{DS(on)}=32\Omega$



**E-Line
TO92 Compatible**

ABSOLUTE MAXIMUM RATINGS.

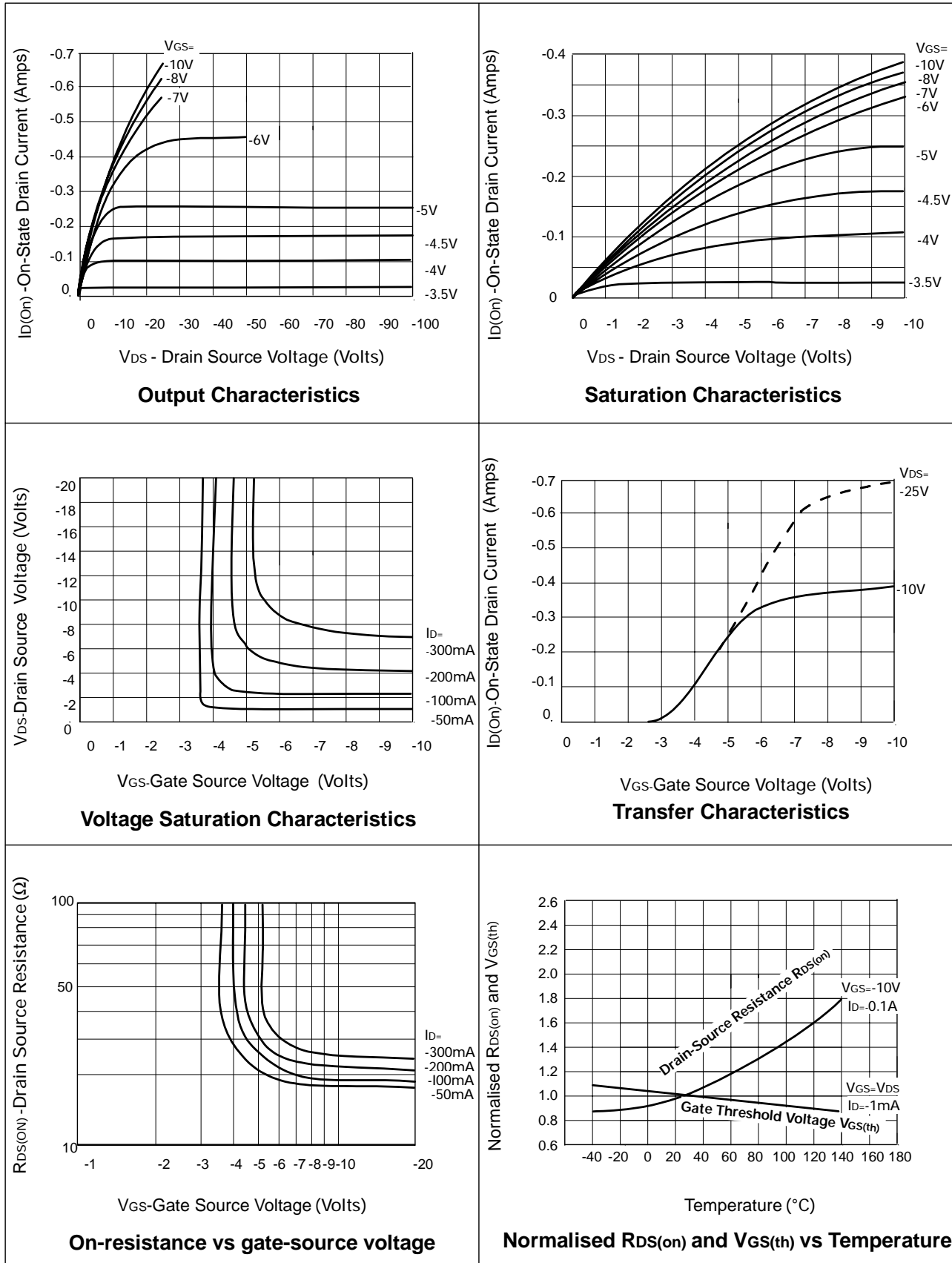
| PARAMETER | SYMBOL | VALUE | UNIT |
|---|----------------|-------------|-------------|
| Drain-Source Voltage | V_{DS} | -200 | V |
| Continuous Drain Current at $T_{amb}=25^{\circ}C$ | I_D | -110 | mA |
| Pulsed Drain Current | I_{DM} | -1 | A |
| Gate Source Voltage | V_{GS} | ± 20 | V |
| Power Dissipation at $T_{amb}=25^{\circ}C$ | P_{tot} | 700 | mW |
| Operating and Storage Temperature Range | $T_j; T_{stg}$ | -55 to +150 | $^{\circ}C$ |

ELECTRICAL CHARACTERISTICS (at $T_{amb} = 25^{\circ}C$ unless otherwise stated).

| PARAMETER | SYMBOL | MIN. | MAX. | UNIT | CONDITIONS. |
|---|--------------|------|-------------|--------------------|---|
| Drain-Source Breakdown Voltage | BV_{DSS} | -200 | | V | $I_D=-1mA, V_{GS}=0V$ |
| Gate-Source Threshold Voltage | $V_{GS(th)}$ | -1.5 | -3.5 | V | $I_D=-1mA, V_{DS}=V_{GS}$ |
| Gate-Body Leakage | I_{GSS} | | 20 | nA | $V_{GS}=\pm 20V, V_{DS}=0V$ |
| Zero Gate Voltage Drain Current | I_{DSS} | | -10 -100 | μA μA | $V_{DS}=-200V, V_{GS}=0$ $V_{DS}=-160V, V_{GS}=0V,$ $T=125^{\circ}C(2)$ |
| On-State Drain Current(1) | $I_{D(on)}$ | -250 | | mA | $V_{DS}=-25V, V_{GS}=-10V$ |
| Static Drain-Source On-State Resistance (1) | $R_{DS(on)}$ | | 32 | Ω | $V_{GS}=-10V, I_D=-125mA$ |
| Forward Transconductance (1)(2) | g_{fs} | 50 | | mS | $V_{DS}=-25V, I_D=-125mA$ |
| Input Capacitance (2) | C_{iss} | | 100 | pF | $V_{DS}=-25V, V_{GS}=0V, f=1MHz$ |
| Common Source Output Capacitance (2) | C_{oss} | | 25 | pF | |
| Reverse Transfer Capacitance (2) | C_{rss} | | 7 | pF | |
| Turn-On Delay Time (2)(3) | $t_{d(on)}$ | | 7 | ns | $V_{DD}\approx -25V, I_D=-125mA$ |
| Rise Time (2)(3) | t_r | | 15 | ns | |
| Turn-Off Delay Time (2)(3) | $t_{d(off)}$ | | 12 | ns | |
| Fall Time (2)(3) | t_f | | 15 | ns | |

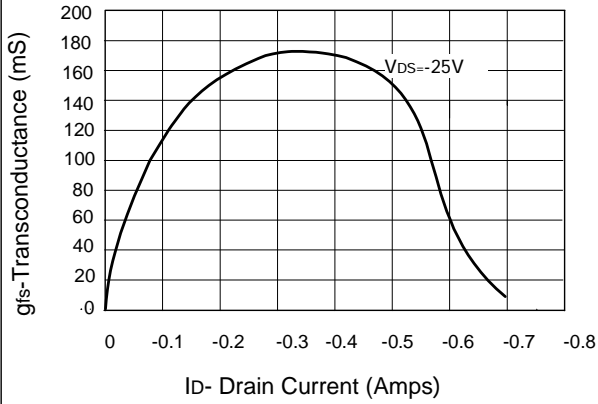
ZVP0120A

TYPICAL CHARACTERISTICS

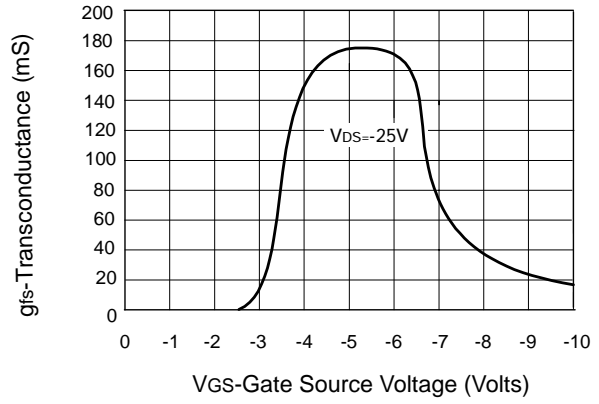


ZVP0120A

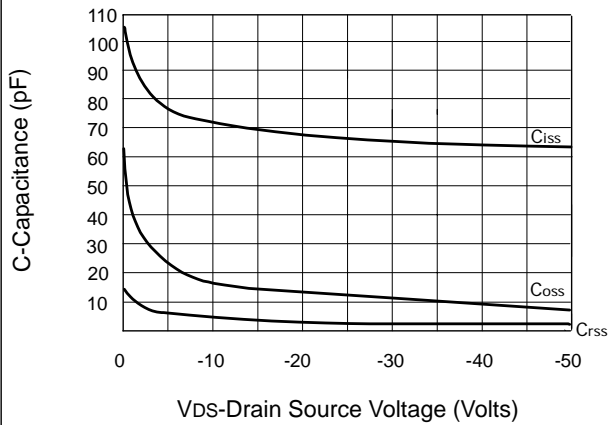
TYPICAL CHARACTERISTICS



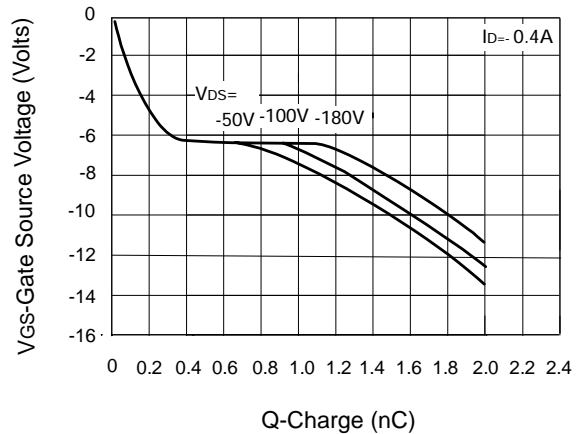
Transconductance v drain current



Transconductance v gate-source voltage



Capacitance v drain-source voltage



Gate charge v gate-source voltage