

DOUBLE-BALANCED MIXER

SURFACE MOUNT MODEL: SGM-2-17

WIDE BANDWIDTH

250 - 3250 MHz

FEATURES:

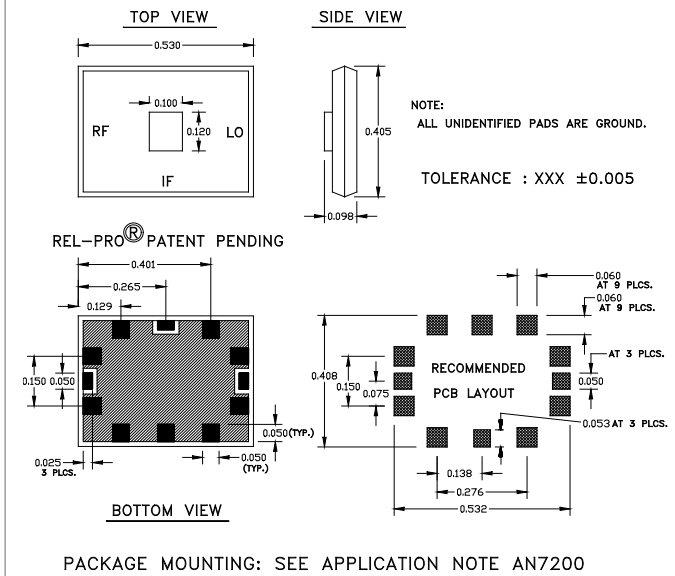
- ▶ High Reliability
- ▶ Low Construction Cost
- ▶ Small Size, Surface Mount
- ▶ RoHS Compliant
- ▶ Lead Free REL-PRO® Technology



SPECIFICATIONS (Rev. B 05/24/07)

Frequency (MHz)	RF/LO	IF	
	250 - 3250	DC - 700	
Conversion Loss (dB)	Typ.	Max.	
	6.5	8.5	
Isolation (dB)		Typ.	Min.
	LO/RF	30	15
	LO/IF	10	5
	RF/IF	30	15
LO Power	+17 dBm (Nom.)		
1 dB Comp. Pt.	+10 dBm (Typ.)		
Input IP ³	+18 dBm (Typ.)		
RF Input Power	100 mW (Max.)		
Impedance	50 Ohms (Nom.)		
Operating Temperature Range	-40 to +85 °C		

Package # 310



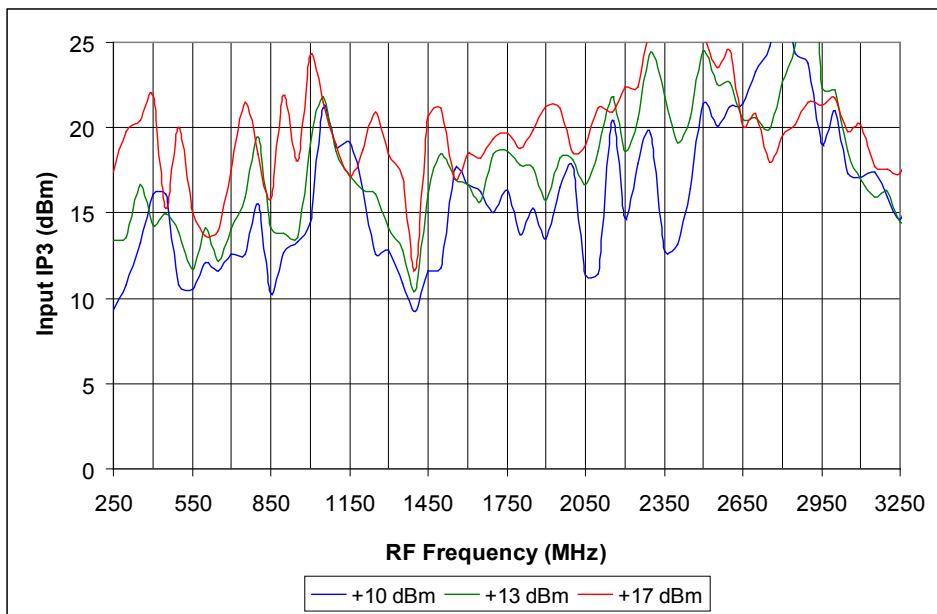
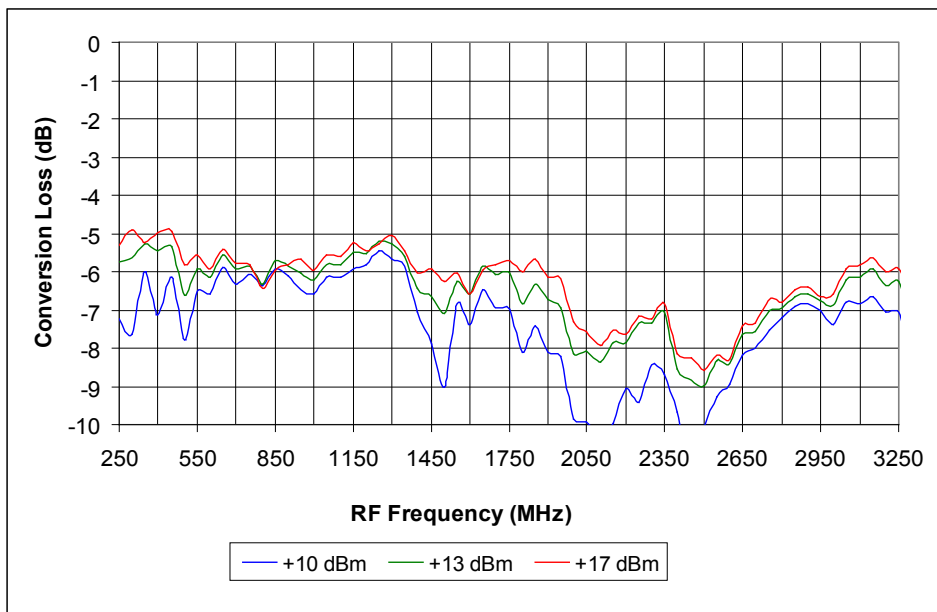
DOUBLE-BALANCED MIXER

SURFACE MOUNT MODEL: SGM-2-17

WIDE BANDWIDTH

250 - 3250 MHz

PERFORMANCE PLOTS



Copyright © 2006 Synergy Microwave Corporation

201 McLean Boulevard • Paterson, New Jersey 07504 • Tel: (973) 881-8800 • Fax: (973) 881-8361

E-Mail: sales@synergymwave.com • World Wide Web: <http://www.synergymwave.com>



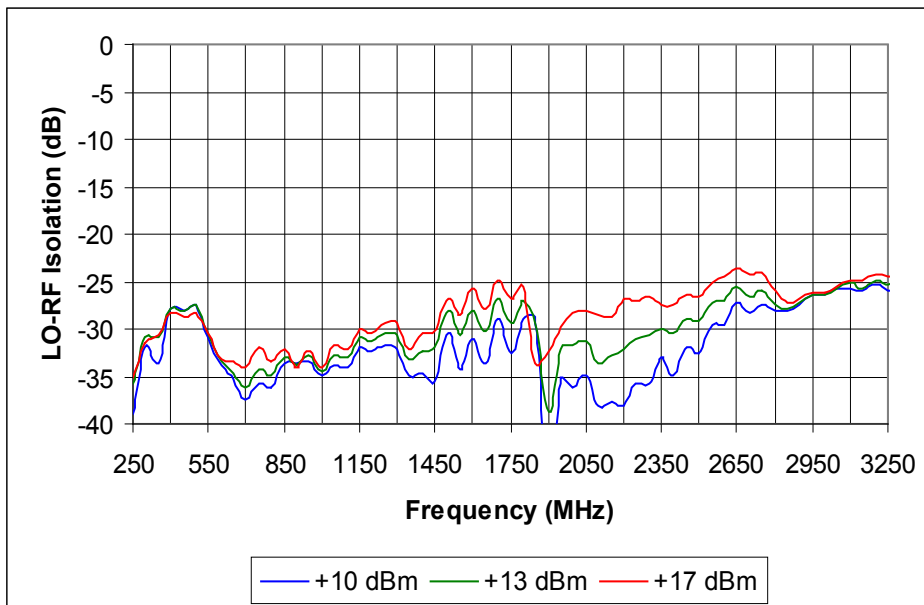
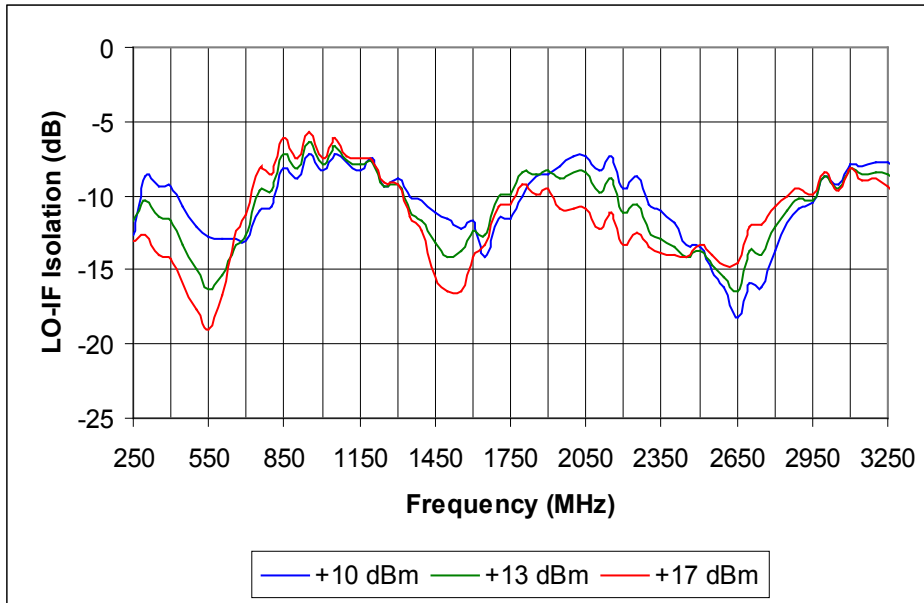
DOUBLE-BALANCED MIXER

SURFACE MOUNT MODEL: SGM-2-17

WIDE BANDWIDTH

250 - 3250 MHz

PERFORMANCE PLOTS

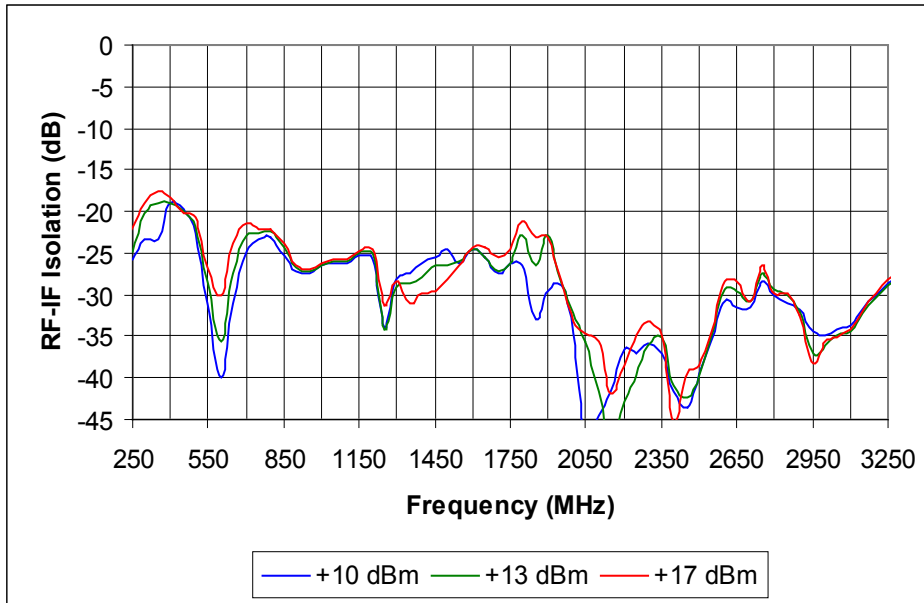


DOUBLE-BALANCED MIXER

SURFACE MOUNT MODEL: SGM-2-17

WIDE BANDWIDTH

250 - 3250 MHz



PERFORMANCE PLOTS

