


SDD SERIES SOLID STATE RELAY

SDD-060A002S-2
SDD-060A004S-2

DC Control DC Loading S.S.R



Specifications

MODEL SERIES NO.	CONTROL VOLTAGE	MUST TURN OFF VOLTAGE	INPUT IMPEDANCE	LOADING CURRENT	LOADING VOLTAGE	MIN BLOCKING VOLTAGE	MAX OFF-STATE LEAKAGE	FREQUENCY RANGE	MAX 1-CYCLE PEAK SURGE
SDD-060A002S-2	3 - 32 VDC	MAX 1.0 VDC	1.5 KΩ	2A	3 ~ 60VDC	80VDC	LESS 2 mA	47-70HZ	3A
SDD-060A004S-2	3 - 32 VDC	MAX 1.0 VDC	1.5 KΩ	4A	3 ~ 60VDC	80VDC	LESS 2 mA	47-70HZ	8.5A

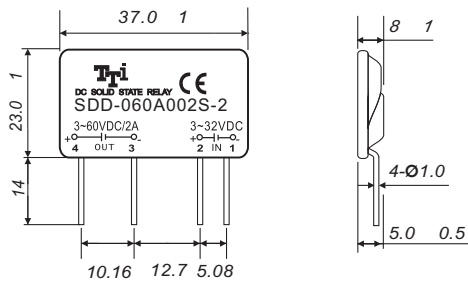
MODEL SERIES NO.	MAX OFF STATE dv/dt	MAX ON-STATE VOLTAGE DROP	ISOLATE IMPEDENCE	DIELECTRIC STRENGTH INPUT-OUTPUT	DIELECTRIC STRENGTH INPUT,OUTPUT-CASE	TURN ON TIME	TURN OFF TIME	CAPACITANCE IN-OUT	WEIGHT (g)
SDD-060A002S-2	200 V/μsec	1.2Vrms	10 ⁹ Ω	2500 VACrms	—	LESS 2 msec	LESS 2 msec	LESS 15 PF	10 g
SDD-060A004S-2	200 V/μsec	1.2Vrms	10 ⁹ Ω	2500 VACrms	—	LESS 2 msec	LESS 2 msec	LESS 15 PF	12 g

Parts No.

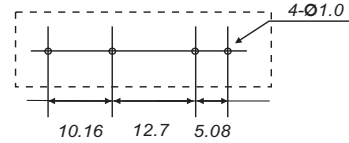
SDD-060A002S-2

- Packing : 2 = SIP of Seal Type
- Phase : S = Single Phase
- Loading Current : 002 = 2A, 004 = 4A
- Control Voltage : A = 3-32VDC
- Loading Voltage : 060 = 3~60VDC
- Control Type : DD = DC Control DC
- S = S.S.R

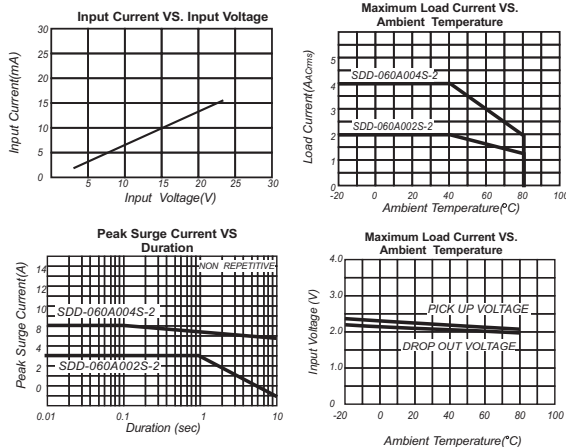
Outline Dimensions(Unit : mm)



SIP of Seal Series



Characteristic Curves



Equivalent Circuit

