

Common Mode Choke Coils

CMCC Series

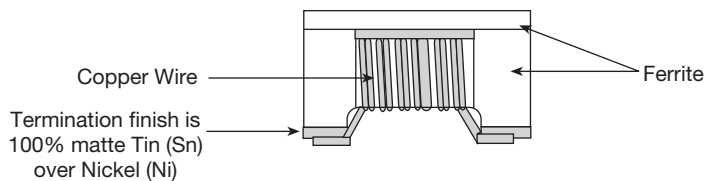
This series is used in all applications where a wire wound common mode choke is required in a chip type form.

Application • The CMCC Series are widely used in notebook, PC, USB, and HUB applications. The wire wound features provide advanced low DC resistance and higher current tolerance, while giving very stable performance characteristics.

Features

- Operating temperature -40°C to $+85^{\circ}\text{C}$
- Excellent solderability and resistance to soldering heat
- Suitable for flow and reflow soldering
- High reliability and standard EIA size for easy placement
- Direct cross to Murata Global P/N DLW31 and DLW21 Series or previous Series PLW3216, and PLW2012

Material Structure



Unit: inch (mm)

Size	L	W	t
0805	0.079 (2.00)	0.047 (1.20)	0.047 (1.20)
1206	0.126 (3.20)	0.063 (1.60)	0.075 (1.90)

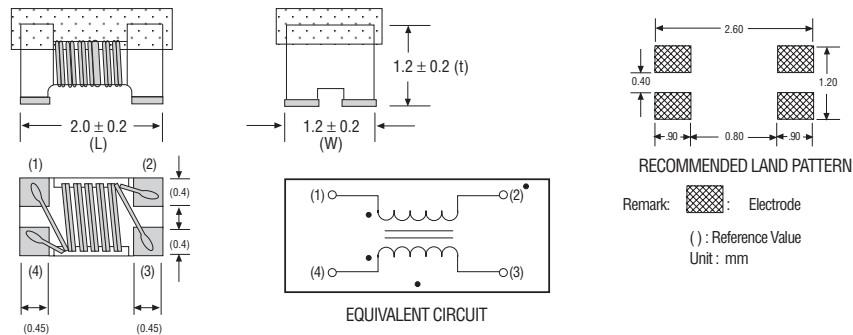
How To Order

CMCC	1206	900	N	T
Common Mode Choke Coil	Chip Size	Typical Impedance at 100MHz 900 = 90Ω 261 = 260Ω 102 = 1000Ω	Tolerance N = $\pm 30\%$	Tape and Reel 2,000 pcs./reel
				Standard termination finish for this product is 100% matte Tin (Sn)

All components in this section are RoHS compliant per the EU directives and definitions.

Standard Termination is 100% matte Tin (Sn)
Pb: For 90% Tin (Sn)/10% Lead (PB) Termination add Pb above.

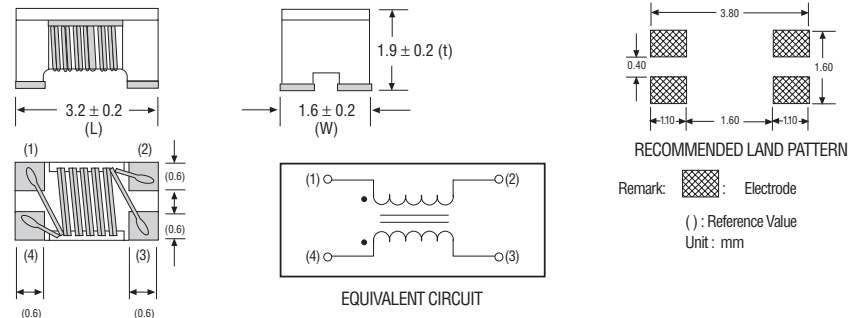
CMCC 0805 (2012) Standard Series



SPECIFICATION

Part Number	Impedance ¹ at 100 MHz (Ω)	Rated Voltage V (DC)	Withstanding Voltage V (DC)	Rated ² Current max (mA)	DC Resistance max (Ω)	Insulation Resistance min (MΩ)
CMCC0805670NT	67	50	125	400	0.25	10
CMCC0805900NT	90	50	125	330	0.35	10
CMCC0805121NT	120	50	125	370	0.30	10
CMCC0805181NT	180	50	125	330	0.35	10
CMCC0805261NT	260	50	125	300	0.40	10
CMCC0805371NT	370	50	125	280	0.45	10

CMCC 1206 (3216) Standard Series



SPECIFICATION

Part Number	Impedance ¹ at 100 MHz (Ω)	Rated Voltage V (DC)	Withstanding Voltage V (DC)	Rated ² Current max (mA)	DC Resistance max (Ω)	Insulation Resistance min (MΩ)
CMCC1206900NT	90	50	125	370	0.3	10
CMCC1206161NT	160	50	125	340	0.4	10
CMCC1206261NT	260	50	125	310	0.5	10
CMCC1206601NT	600	50	125	260	0.8	10
CMCC1206102NT	1000	50	125	230	1.0	10
CMCC1206222NT	2200	50	125	200	1.2	10

1. Impedance is measured on a HP4287A
2. For 15°C rise.