

### INTRODUCTION:

Adam Tech Solder Cup D-Sub connectors are a popular interface for many I/O applications. Offered in 9, 15, 25, 37 and 50 positions, they are an excellent choice for a low cost industry standard connection. These connectors are manufactured with precision stamped contacts, and offer a wide selection of mating and mounting options. Adam Tech Solder Cup connectors can be soldered to cable ends or mounted directly to a PCB card edge.

### FEATURES:

- Cable or edge card mounting
- Industry standard compatibility
- Durable metal shell design
- Precision formed contacts
- Mating and mounting options

### MATING CONNECTORS:

Adam Tech D-Subminiatures and all industry standard D-Subminiature connectors.

### SPECIFICATIONS:

#### Material:

Insulator: PBT, 30% glass reinforced, rated UL94V-0  
Insulator Colors: Black (White optional)  
Contacts: Phosphor Bronze  
Shell: Steel, Tin or Zinc plated  
Hardware: Brass, Nickel plated

#### Contact Plating:

Gold Flash (15 and 30  $\mu$ m Optional) over Nickel underplate underall.

#### Electrical:

Operating voltage: 250V AC / DC max.  
Current rating: 5 Amps max.  
Contact resistance: 20 m $\Omega$  max. initial  
Insulation resistance: 5000 M $\Omega$  min.  
Dielectric withstanding voltage: 1000V AC for 1 minute

#### Mechanical:

Insertion force: 0.75 lbs max  
Extraction force: 0.44 lbs min

#### Temperature Rating:

Operating temperature: -65°C to +125°C

### PACKAGING:

Anti-ESD plastic trays

### APPROVALS AND CERTIFICATIONS:

UL Recognized File No. E224053  
CSA Certified File No. LR1578596



### ORDERING INFORMATION



#### SHELL SIZE/ POSITIONS

DE09 = 9 Position  
DA15 = 15 Position  
DB25 = 25 Position  
DC37 = 37 Position  
DD50 = 50 Position

#### MOUNTING OPTIONS

Blank = .120" Mounting Holes  
SL = Bottom Side  
Riveted, #4-40  
clinch nuts  
JS = Top Side  
Riveted, #4-40  
Jack Screws

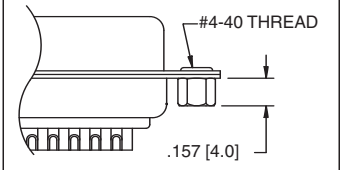
#### CONTACT TYPE

PD = Solder Cup, Plug  
SD = Solder Cup, Socket

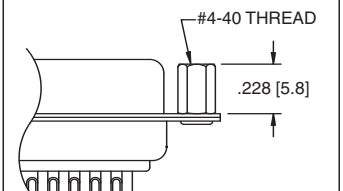
### OPTIONS:

Add designator(s) to end of part number  
15 = 15  $\mu$ m gold plating in contact area  
30 = 30  $\mu$ m gold plating in contact area  
EMI = Ferrite filtered version for EMI / RFI  
suppression (Page 72)  
WT = White Color Insulator

### MOUNTING OPTIONS

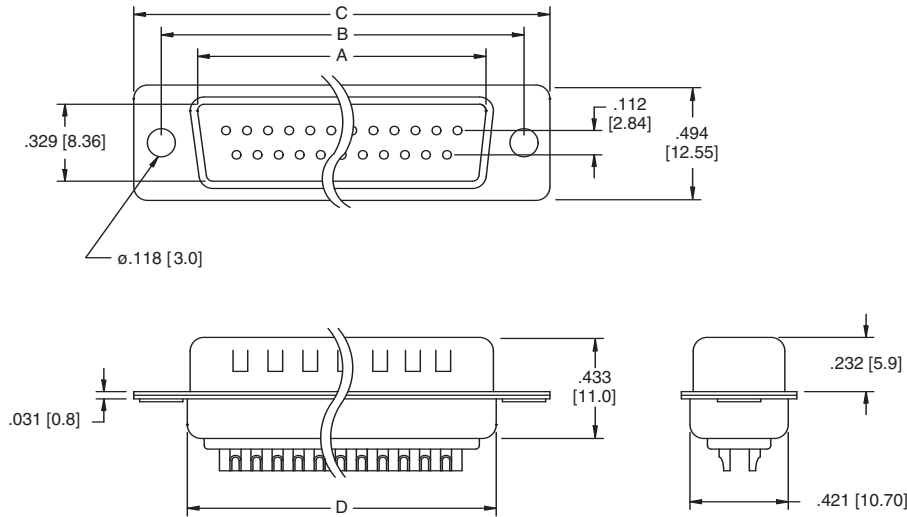


**SL Option**  
Bottom side riveted #4-40 Clinch Nuts

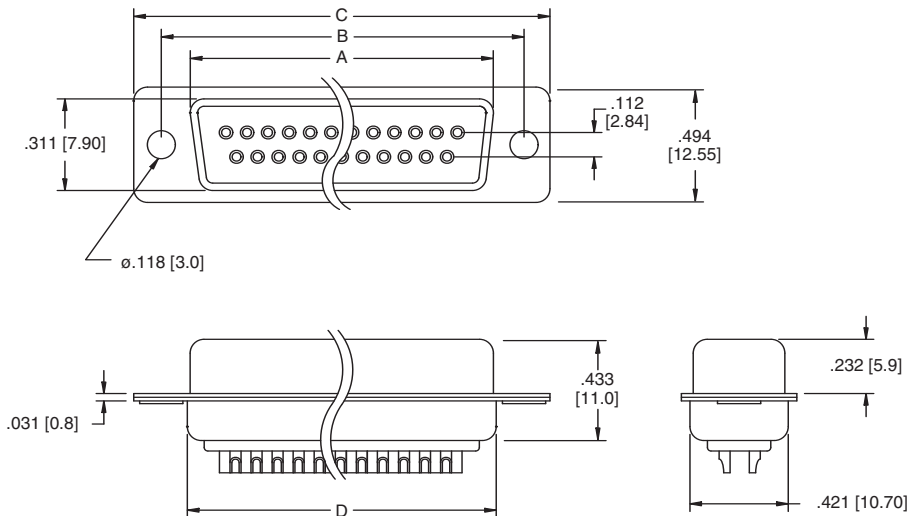


**JS Option**  
Top side riveted #4-40 Jack Screws

### PLUG



### SOCKET



Unit: Inch [mm]

Positions	PLUG	SOCKET	DIMENSIONS		
	A	A	B	C	D
9	.666 [16.92]	.643 [16.33]	.984 [24.99]	1.213 [30.81]	.756 [19.20]
15	.994 [25.25]	.971 [24.66]	1.312 [33.32]	1.541 [39.14]	1.091 [27.70]
25	1.534 [38.96]	1.511 [38.38]	1.852 [47.04]	2.088 [53.04]	1.618 [41.10]
37	2.182 [55.43]	2.159 [54.84]	2.500 [63.50]	2.729 [69.32]	2.256 [57.30]
50	2.079 [52.81]	2.064 [52.43]	2.406 [61.11]	2.637 [67.00]	2.169 [55.10]