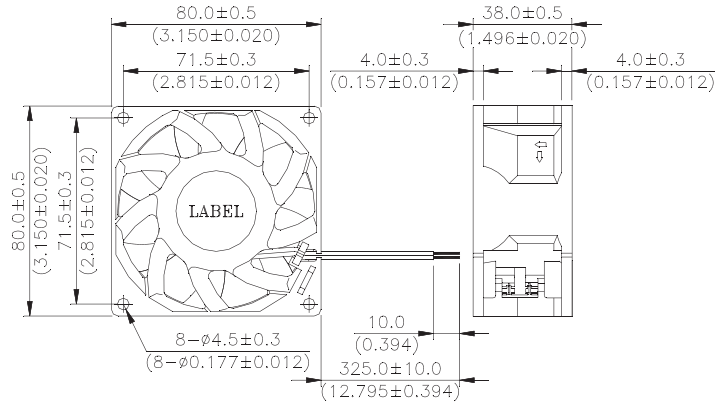



FFB 80 x 80 x 38 MM SERIES

DIMENSIONS DRAWING

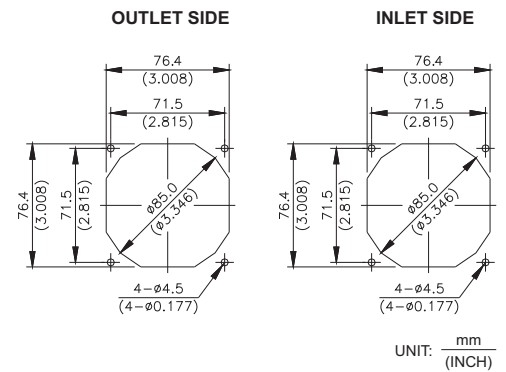
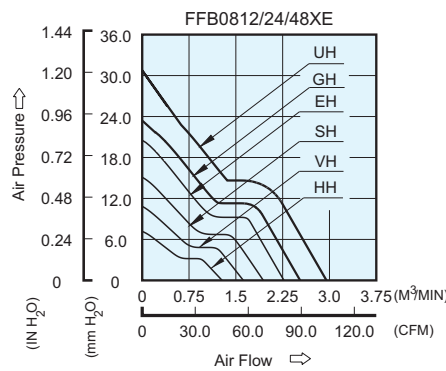


UNIT: $\frac{\text{mm}}{\text{(INCH)}}$

- * Bearing Type
Ball Bearings
- * Material
Impeller & Frame : Plastic (UL 94V-0)
- * Lead Wires :
UL 1007 AWG #24 OR Equivalent
Red Wire Positive (+)
Black Wire Negative (-)
- * Weight : 170g (6.00 oz)

P & Q CURVE (AT RATED VOLTAGE)

MOUNTING PANEL CUTOUT



UNIT: $\frac{\text{mm}}{\text{(INCH)}}$

MODEL		Rated Voltage	Operating Voltage Range	Input Current	Input Power	Speed	Maximum Air Flow		Maximum Air Pressure		Noise
PART NO.	FUNCTION	VDC	VDC	Amp	Watt	R.P.M.	m ³ /min	CFM	mmH ₂ O	IN H ₂ O	dB-A
FFB0812HHE	-R00 / -F00	12	7.0 to 13.8	0.20	2.40	3400	1.280	45.20	7.13	0.281	39.0
FFB0824HHE	-R00 / -F00	24	14.0 to 27.6	0.15	3.60						
FFB0848HHE	-R00 / -F00	48	28.0 to 56.0	0.08	3.84						
FFB0812VHE	-R00 / -F00	12	7.0 to 13.8	0.38	4.56	4200	1.620	57.21	10.77	0.424	44.5
FFB0824VHE	-R00 / -F00	24	14.0 to 27.6	0.24	5.76						
FFB0848VHE	-R00 / -F00	48	28.0 to 56.0	0.11	5.28						
FFB0812SHE	-R00 / -F00	12	7.0 to 13.8	0.58	6.96	4900	1.940	68.51	15.01	0.591	48.5
FFB0824SHE	-R00 / -F00	24	14.0 to 27.6	0.34	8.16						
FFB0848SHE	-R00 / -F00	48	28.0 to 56.0	0.16	7.68						
FFB0812EHE	-R00 / -F00	12	7.0 to 13.8	0.90	10.80	5700	2.270	80.16	20.63	0.812	52.5
FFB0824EHE	-R00 / -F00	24	14.0 to 26.4	0.50	12.00						
FFB0812GHE	-R00 / -F00	12	7.0 to 13.2	1.15	13.80						
FFB0812UHE	-R00 / -F00	12	7.0 to 13.2	1.50	18.00	7500	2.889	102.02	31.32	1.233	62.2

* Function type is optional.
 * The max. air flow and the speed are measured in free air ; max. air pressure is measured at zero air flow.
 * Noise is measured in anechoic chamber in free air, one meter from intake side.
 * All readings are typical values at rated voltage.
 * Specifications are subject to change without notice.