


PASSIVE SIP DELAY LINES, SINGLE OUTPUT



RESISTORS • CAPACITORS • COILS • DELAY LINES

SMP01S - 4 PIN SM
P01S - 4 PIN DIP
P01 - 14 PIN DIP & SM
S01 - 3 PIN SIP



- Industry's widest range: 0.1nS to 1000nS
- Low cost, prompt delivery!
- Wide range of package styles
- Detailed application handbook available

OPTIONS

- Custom circuits, delay and/or impedance values
- MIL-D-23859 screening
- Increased operating temperature range
- Low profile package (Type P01 only)
- Tighter tolerance or temperature coefficient
- Faster rise times

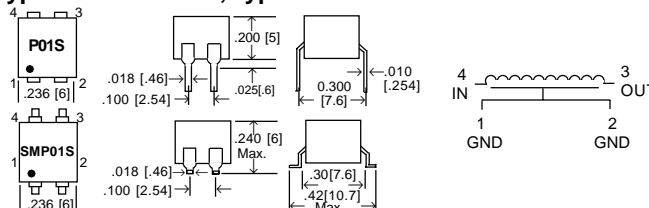
RCD's passive delay lines are a lumped constant design, incorporating high-performance inductors and multilayer capacitors in a molded case ensuring stable transmission, low temperature coefficient, and excellent environmental performance.

Total Delay Tolerance	S01: ±5% or ±0.2nS (whichever is greater) P01: ±5% or ±2nS (whichever is greater) P01S/SMP01S: ±20%
Temperature Coefficient	±100ppm/°C Max.
Insulation Resistance	1000MΩ Min.
Dielectric Strength	100VDC
Distortion	±10% Max.
Operating Temp. Range	0 to 70°C (Opt.39= -40 to 85°C, ER= -55 to 125°C)
Operating Freq. (BW)	BW (MHz)=.35/(TR nS x 1000)
Attenuation: (dependent on impedance, low values have lower attenuation)	S01: 2% P01: 10nS-300nS 10% , >300nS 20% P01S/SMP01S: 20%

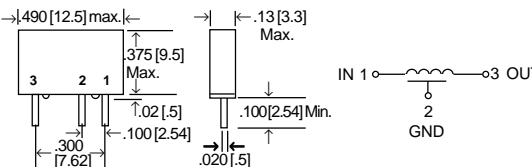
RCD Type	Delay Time, T _D (nS)	Max. Rise Time, T _R * (nS)	Available Impedance Values (±10%)
P01S & SMP01S	0.1	2.0	50Ω or 75Ω
	0.2	2.0	50Ω or 75Ω
	0.3	2.0	50Ω or 75Ω
	0.4	2.0	50Ω or 75Ω
	0.5	2.0	50Ω or 75Ω
	0.6	2.0	50Ω or 75Ω
	0.7	2.0	50Ω or 75Ω
	0.8	2.0	50Ω or 75Ω
	0.9	2.0	50Ω or 75Ω
	1.0	2.0	50Ω or 75Ω
S01	0.5	1.6	55Ω, 93Ω or 100Ω
	1.0	1.6	55Ω, 93Ω or 100Ω
	2.0	1.6	55Ω, 93Ω or 100Ω
	3.0	1.7	55Ω, 93Ω or 100Ω
	4.0	1.7	55Ω, 93Ω or 100Ω
	5.0	1.8	55Ω, 93Ω or 100Ω
	6.0	2.0	55Ω, 93Ω or 100Ω
	7.0	2.2	55Ω, 93Ω or 100Ω
	8.0	2.4	55Ω, 93Ω or 100Ω
	9.0	2.6	55Ω, 93Ω or 100Ω
P01, P01A, P01G, P01AG	10	3.5	100Ω
	20	5.5	50Ω, 100Ω, 200Ω
	30	6.5	50Ω, 100Ω, 200Ω
	40	8	50Ω, 100Ω, 200Ω, 300Ω
	50	10	50Ω, 100Ω, 200Ω, 300Ω, 500Ω
	60	12	50Ω, 100Ω, 200Ω, 300Ω, 500Ω
	75	15	50Ω, 100Ω, 200Ω, 300Ω, 500Ω
	100	20	50Ω, 100Ω, 200Ω, 300Ω, 500Ω
	120	24	50Ω, 100Ω, 200Ω, 300Ω, 500Ω
	150	30	50Ω, 100Ω, 200Ω, 300Ω, 500Ω
180	36	50Ω, 100Ω, 200Ω, 300Ω, 500Ω	
200	40	50Ω, 100Ω, 200Ω, 300Ω, 500Ω	
220	44	50Ω, 100Ω, 200Ω, 300Ω, 500Ω	
250	50	50Ω, 100Ω, 200Ω, 300Ω, 500Ω	
300	60	50Ω, 100Ω, 200Ω, 300Ω, 500Ω	
375	75	50Ω, 100Ω, 200Ω, 300Ω, 500Ω	
500	100	50Ω, 100Ω, 200Ω, 300Ω, 500Ω	
600	120	50Ω, 100Ω, 200Ω, 300Ω, 500Ω	
750	150	50Ω, 100Ω, 200Ω, 300Ω, 500Ω	
1000	200	50Ω, 100Ω, 200Ω, 300Ω, 500Ω	

* Faster rise times available on some models

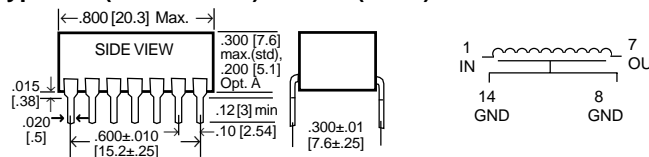
Type P01S 4-Pin DIP, Type SMP01S 4-Pin Surface Mount



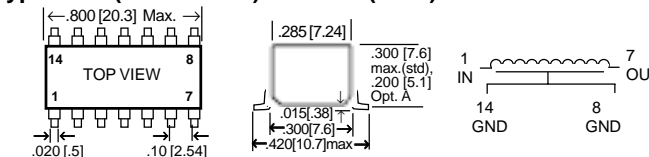
Type S01 3-Pin SIP



Type P01 (.300" Profile) & P01A (.200") 14-Pin DIP



Type P01G (.300" Profile) & P01AG (.200") 14-Pin Surface Mount



TEST CONDITIONS: Pulse width at 3x total delay, pulse input at 2.5V, delay measured at 25°C on leading edge with no loads on output. Rise time measured at 10% to 90% points.

P/N DESIGNATION:

