



BZT52-B4V3S SERIES

SURFACE MOUNT SILICON ZENER DIODES

VOLTAGE 4.3 to 51 Volts **POWER** 200 mWatts

SOD-323

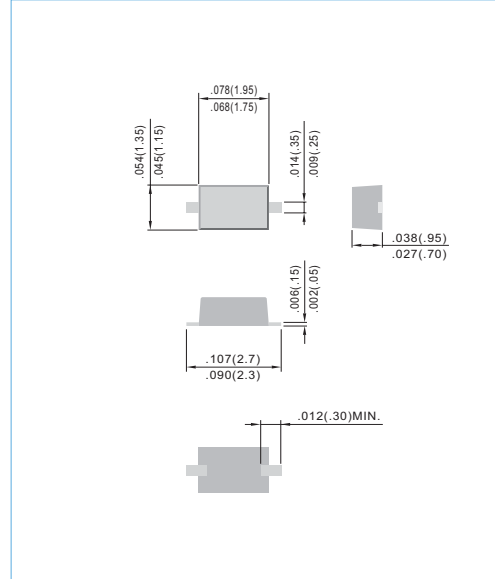
Unit: inch (mm)

FEATURES

- Planar Die construction
- 200mW Power Dissipation
- Zener Voltages from 4.3~51V
- Ideally Suited for Automated Assembly Processes
- Pb free product : 99% Sn above can meet RoHS environment substance directive request

MECHANICAL DATA

- Case: SOD-323, Molded Plastic
- Terminals: Solderable per MIL-STD-750, Method 2026
- Polarity: See Diagram Below
- Approx. Weight: 0.0041 grams
- Mounting Position: Any



MAXIMUM RATINGS AND ELECTRICAL CHARACTERISTICS

Parameter	Symbol	Value	Units
Power Dissipation @ $T_A = 25^\circ\text{C}$ (Note A)	P_D	200	mW
Operating Junction and Storage Temperature Range	T_J	-55 to +150	$^\circ\text{C}$

NOTE:

A. Mounted on 5.0mm²(.013mm thick) land areas.



BZT52-B4V3S SERIES

Part Number	Nominal Zener Voltage			Max. Zener Impedance				Max Reverse Leakage Current		Marking Code	Package
	Vz @ IzT			Zzt @ IzT		Zzk @ IzK		Iz @ VR			
	Nom. V	Min. V	Max. V	Ω	mA	Ω	mA	μA	V		
BZT52-B4V3S	4.3	4.21	4.39	95	5.0	600	1.00	5.0	1.0	W7	SOD-323
BZT52-B4V7S	4.7	4.61	4.79	78	5.0	500	1.00	5.0	2.0	W8	SOD-323
BZT52-B5V1S	5.1	5.00	5.20	60	5.0	480	1.00	0.1	0.8	W9	SOD-323
BZT52-B5V6S	5.6	5.49	5.71	40	5.0	400	1.00	0.1	1.0	WA	SOD-323
BZT52-B6V2S	6.2	6.08	6.32	10	5.0	150	1.00	0.1	2.0	WB	SOD-323
BZT52-B6V8S	6.8	6.66	6.94	8	5.0	80	1.00	0.1	3.0	WC	SOD-323
BZT52-B7V5S	7.5	7.35	7.65	7	5.0	80	1.00	0.1	5.0	WD	SOD-323
BZT52-B8V2S	8.2	8.04	8.36	7	5.0	80	1.00	0.1	6.0	WE	SOD-323
BZT52-B9V1S	9.1	8.92	9.28	10	5.0	100	1.00	0.1	7.0	WF	SOD-323
BZT52-B10S	10	9.80	10.20	15	5.0	150	1.00	0.1	7.5	WG	SOD-323
BZT52-B11S	11	10.78	11.22	20	5.0	150	1.00	0.1	8.5	WH	SOD-323
BZT52-B12S	12	11.76	12.24	20	5.0	150	1.00	0.1	9.0	WI	SOD-323
BZT52-B13S	13	12.74	13.26	25	5.0	170	1.00	0.1	10.0	WK	SOD-323
BZT52-B14S	14	13.72	14.28	25	5.0	170	1.00	0.1	10.5	WJ	SOD-323
BZT52-B15S	15	14.70	15.30	30	5.0	200	1.00	0.1	11.0	WL	SOD-323
BZT52-B16S	16	15.68	16.32	40	5.0	200	1.00	0.1	12.0	WM	SOD-323
BZT52-B17S	17	16.66	17.34	40	5.0	200	1.00	0.1	13.0	17C	SOD-323
BZT52-B18S	18	17.64	18.36	50	5.0	225	1.00	0.1	14.0	WN	SOD-323
BZT52-B20S	20	19.60	20.40	50	5.0	225	1.00	0.1	15.0	WO	SOD-323
BZT52-B22S	22	21.56	22.44	55	5.0	250	1.00	0.1	17.0	WP	SOD-323
BZT52-B24S	24	23.52	24.48	80	5.0	250	1.00	0.1	18.0	WR	SOD-323
BZT52-B27S	27	26.46	27.54	80	5.0	300	1.00	0.1	20.0	WS	SOD-323
BZT52-B28S	28	27.44	28.56	80	5.0	300	1.00	0.1	22.0	28C	SOD-323
BZT52-B30S	30	29.40	30.60	80	5.0	300	1.00	0.1	22.5	WT	SOD-323
BZT52-B33S	33	32.34	33.66	80	5.0	325	1.00	0.1	25.0	WU	SOD-323
BZT52-B36S	36	35.28	36.72	90	5.0	350	1.00	0.1	27.0	WW	SOD-323
BZT52-B39S	39	38.22	39.78	90	5.0	350	1.00	0.1	29.0	WX	SOD-323
BZT52-B43S	43	42.14	43.86	100	5.0	700	1.00	0.1	32.0	WY	SOD-323
BZT52-B47S	47	46.06	47.94	100	5.0	750	1.00	0.1	35.0	WZ	SOD-323
BZT52-B51S	51	49.98	52.02	100	5.0	750	1.00	0.1	38	XA	SOD-323



BZT52-B4V3S SERIES

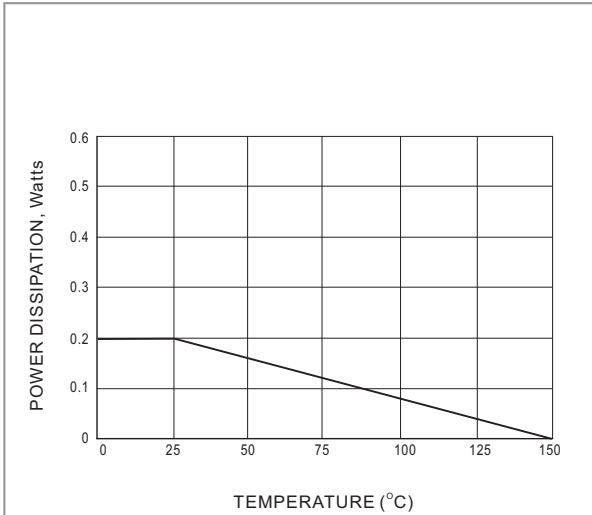


Fig.1 STEADY STATE POWER DERATING

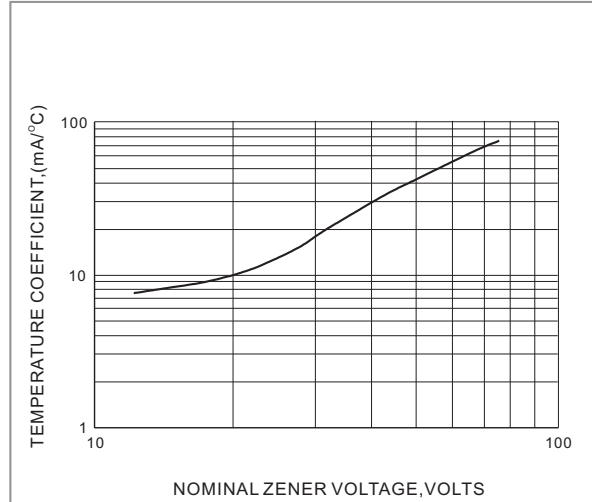


Fig.2 TEMPERATURE COEFFICIENTS

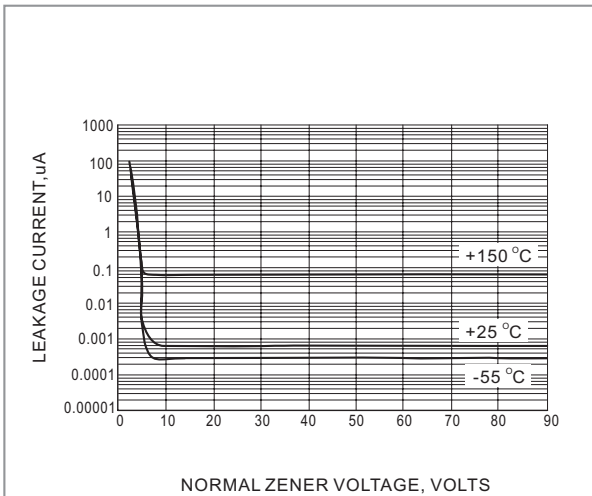


Fig.3 TYPICAL LEAKAGE CURRENT

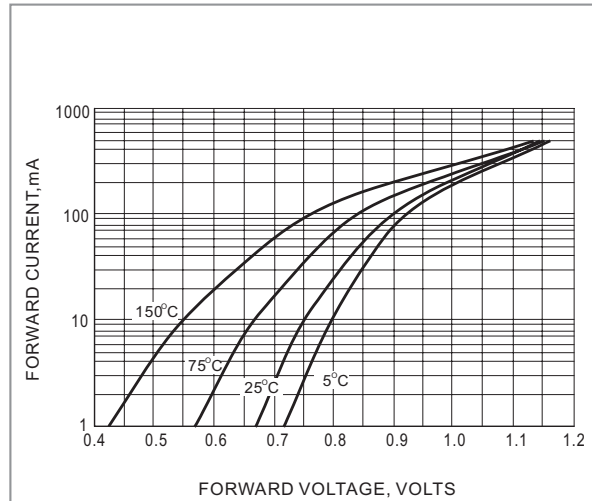
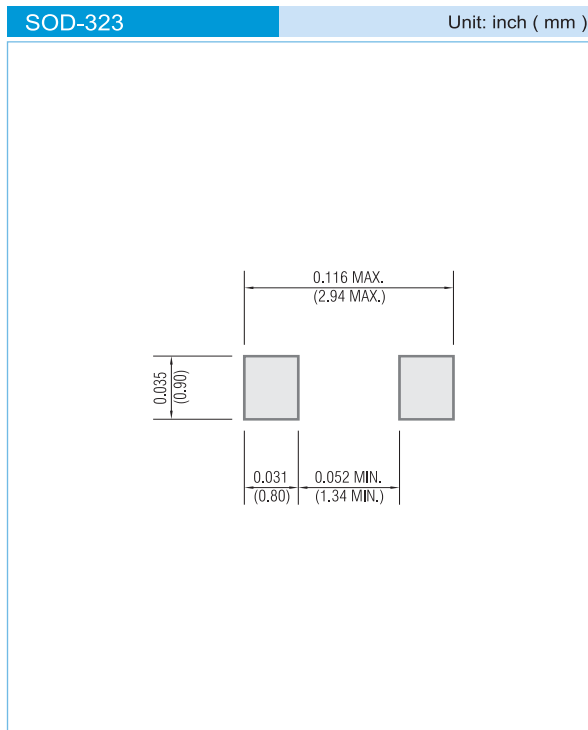


Fig.4 TYPICAL FORWARD VOLTAGE



BZT52-B4V3S SERIES

MOUNTING PAD LAYOUT



ORDER INFORMATION

- Packing information
 - T/R - 12K per 13" plastic Reel
 - T/R - 5K per 7" plastic Reel

LEGAL STATEMENT

Copyright PanJit International, Inc 2005

The information presented in this document is believed to be accurate and reliable. The specifications and information herein are subject to change without notice. Pan Jit makes no warranty, representation or guarantee regarding the suitability of its products for any particular purpose. Pan Jit products are not authorized for use in life support devices or systems. Pan Jit does not convey any license under its patent rights or rights of others.