
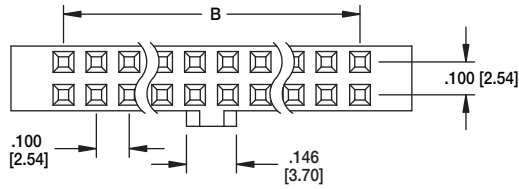
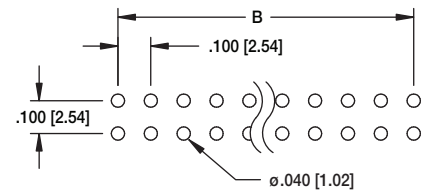
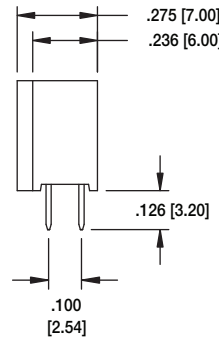
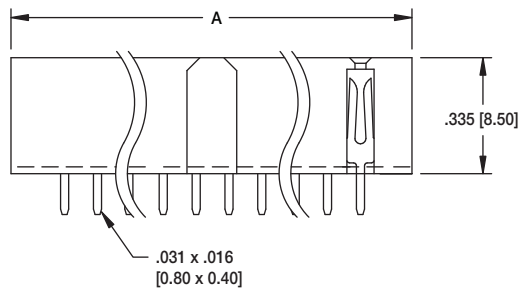


Ordering Information pg. 306

RSB



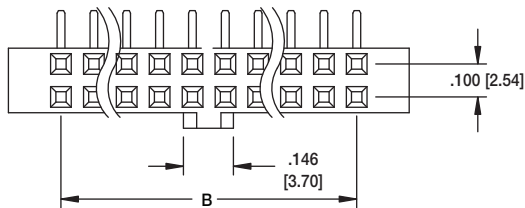
RSB-36-G



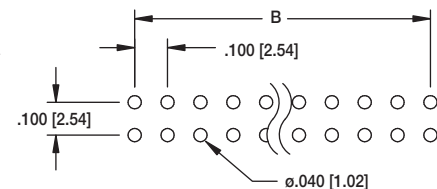
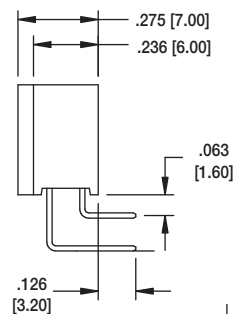
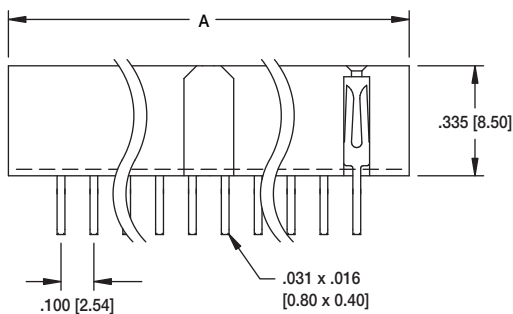
Recommended PCB Layout

A = .100 [2.54] X No. of Positions + .300 [7.62]  
 B = .100 [2.54] X No. of Spaces

RSBR



RSBR-36-G



Recommended PCB Layout

A = .100 [2.54] x No. of Positions + .300 [7.62]  
 B = .100 [2.54] x No. of Spaces