

INTRODUCTION:

Adam Tech Flush Mount Straight PCB tail D-Sub connectors are a popular interface for many limited space I/O applications. Offered in 9, 15 and 25 positions they are an excellent choice for a low cost industry standard connection and are ideal for low profile design requirements. Adam Tech connectors are manufactured with precision stamped contacts offering a choice of contact plating and a wide selection of mating and mounting options.

FEATURES:

- Low profile space saving design
- Industry standard compatibility
- Durable metal shell design
- Precision formed contacts
- Variety of Mating and mounting options

MATING CONNECTORS:

Adam Tech D-Subminiatures and all industry standard D-Subminiature connectors.

SPECIFICATIONS:

Material:

Standard insulator: PBT, 30% glass reinforced, rated UL94V-0
Optional Hi-Temp insulator: Nylon 6T
Insulator Color: Black
Contacts: Phosphor Bronze
Shell: Steel, Tin or Zinc plated
Hardware: Brass, Nickel plated

Contact Plating:

Gold Flash (15 and 30 μ m optional) over Nickel underplate overall.

Electrical:

Operating voltage: 250V AC / DC max.
Current rating: 5 Amps max.
Contact resistance: 20 m Ω max. Initial
Insulation resistance: 5000 M Ω min.
Dielectric withstanding voltage: 1000V AC for 1 minute

Mechanical:

Insertion force: 0.75 lbs max
Extraction force: 0.44 lbs min

Temperature Rating:

Operating temperature: -65°C to +125°C
Soldering process temperature:
Standard insulator: 235°C
Hi-Temp insulator: 260°C

PACKAGING:

Anti-ESD plastic trays

APPROVALS AND CERTIFICATIONS:

UL Recognized Fil No. E224053
CSA Certified File No. LR1578596



ORDERING INFORMATION

DB25

SA

M2

SHELL SIZE/ POSITIONS

DE09 = 9 Position
DA15 = 15 Position
DB25 = 25 Position
DC37 = 37 Position

CONTACT TYPE

PA = Plug, Flush mount,
Straight PCB Tail
SA = Socket, Flush Mount,
Straight PCB Tail

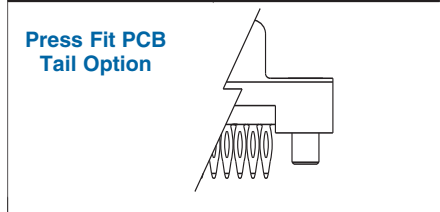
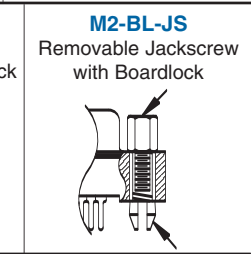
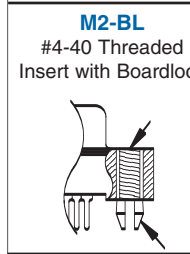
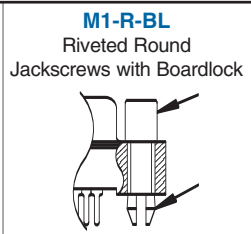
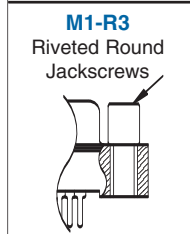
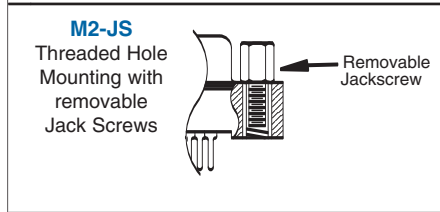
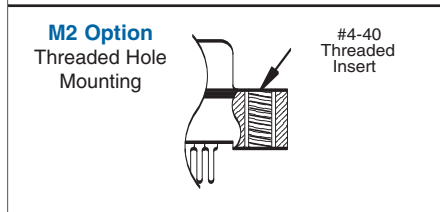
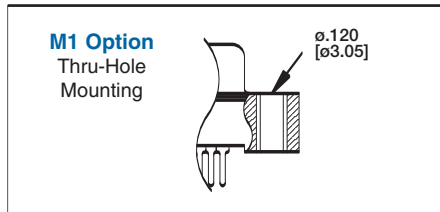
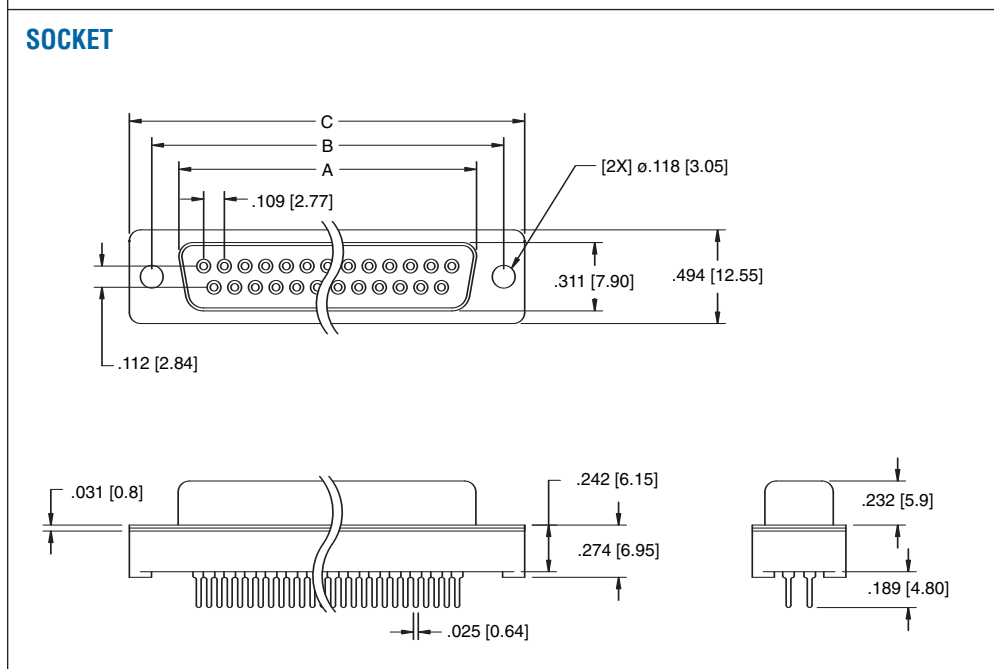
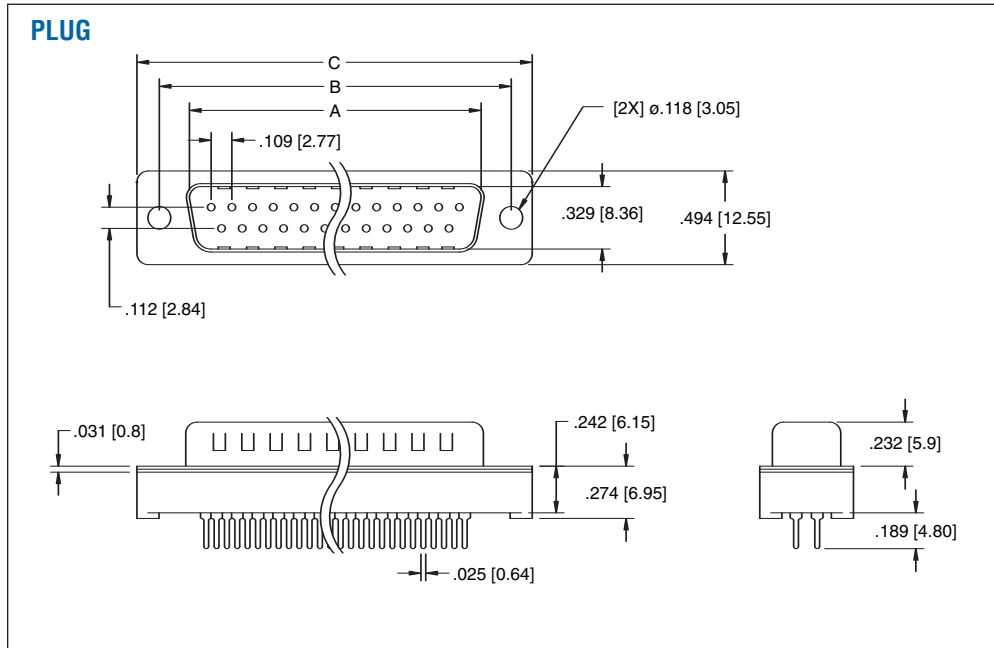
MOUNTING OPTIONS

M1 = Thru Holes
Mounting
M2 = Threaded Holes
Mounting
M1-R3 = Riveted Round
Jackscrews
M1-R-BL = Riveted Round
Jackscrews with
Boardlock
M2-JS = Threaded Hole
Mounting with
removable
Jackscrews
M2-BL = Riveted #4-40
Internal Threaded
Standoffs with
Boardlocks
M2-BL-JS = Removable
Jackscrew with
Boardlock

OPTIONS:

Add designator(s) to end of part number
15 = 15 μ m gold plating in contact area
30 = 30 μ m gold plating in contact area
PF = Press Fit Pins
HT = Hi-Temp insulator for hi-temp soldering
processes up to 260°C

MOUNTING OPTIONS



Unit: Inch [mm]

Positions	PLUG	SOCKET	DIMENSIONS	
	A	A	B	C
9	.666 [16.92]	.643 [16.33]	.984 [24.99]	1.213 [30.81]
15	.994 [25.25]	.971 [24.66]	1.312 [33.32]	1.541 [39.14]
25	1.534 [38.96]	1.511 [38.38]	1.852 [47.04]	2.088 [53.04]

