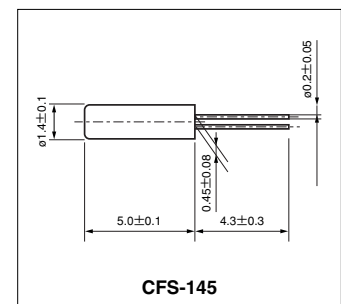
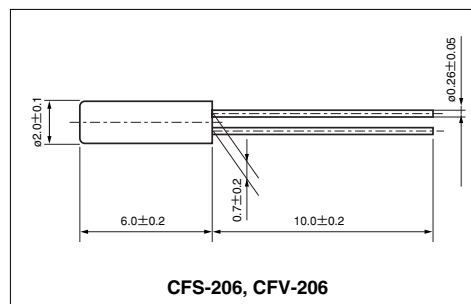
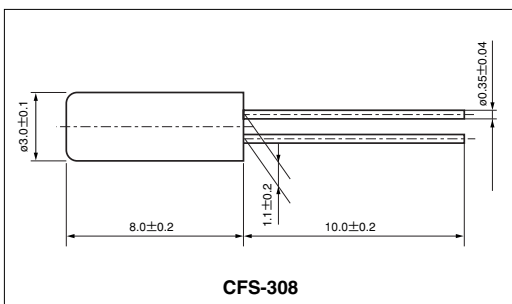


## FEATURES

- Best suited for portable devices with low current consumption.
- For a clock source in digital equipment.

## DIMENSION [mm]



## STANDARD SPECIFICATIONS

Item	Model	CFS-308	CFS-206	CFS-145	CFV-206	Conditions
Nominal Frequency	$f_0$	32.768kHz			30kHz~100kHz	Need to contact us for the available frequency in CFV-206
Frequency Tolerance	$\Delta f/f_0$	$\pm 20$ ppm			$\pm 30$ ppm	at 25°C
Load capacitance	$C_L$	12.5pF		8.0pF	12.5pF	Need to specify your requirement
Operating Temperature Range	$T_{OPR}$	-20°C ~ +70°C				
Storage Temperature Range	$T_{STR}$	-40°C ~ +85°C				
Turnover Temperature	$T_M$	25°C $\pm$ 5°C				See figure 2 in P4
Temperature Coefficient	$\beta$	-0.034 $\pm$ 0.006ppm/°C <sup>2</sup>				
Motional (series) resistance	$R_1$	35K $\Omega$ Max.		40K $\Omega$ Max.	50K $\Omega$ Max.	at 25°C
Level of drive	$D_L$	1 $\mu$ W Max.				
Aging (first year)	$\Delta f/f_0$	$\pm 3$ ppm Max.			$\pm 5$ ppm Max.	25°C $\pm$ 3°C
Quality Factor	Q	85000 Typ.	70000 Typ.	85000 Typ.	70000~100000 Typ.	Depend on frequency
Shunt capacitance	$C_0$	1.6pF Typ.	1.35pF Typ.	1.00pF Typ.	0.8~1.7pF Typ.	Depend on frequency