

MMIC Medium Level Mixer
800 - 1000 MHz

MD54-0004
V4

Features

- Low Conversion Loss
- 1 dB Compression: +21 dBm
- LO Drive Level: +11 to +23 dBm
- DC - 100 MHz IF Bandwidth
- Low Cost Plastic SOIC-8 Package

Description

M/A-COM's MD54-0004 is a passive mixer that achieves the performance of a double balanced diode mixer in a low cost surface mount plastic SOIC-8 lead package. The MD54-0004 is ideally suited for use where high level RF signals and very wide dynamic range are required. Typical applications include frequency up/down conversion, modulation, demodulation in systems such as cellular receivers and transmitters and 900 MHz ISM band applications.

The MD54-0004 uses FETs as mixing elements to achieve very wide dynamic range in a low cost plastic package. The mixer operates with LO drive levels of +11 dBm to +25 dBm. DC bias is not required.

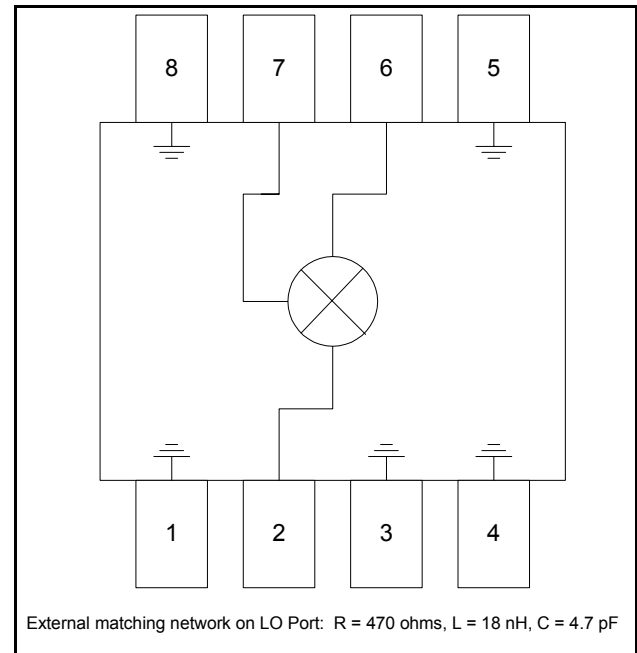
M/A-COM's MD54-0004 is fabricated using a mature 1-micron GaAs process. The process features full IC passivation for increased performance and reliability.

Ordering Information

Part Number	Package
MD54-0004	Bulk Packaging
MD54-0004 TR	1000 piece reel
MD54-0004 SMB	Designer's Kit

Note: Reference Application Note M513 for reel size information.

Functional Diagram



Pin Configuration

Pin No.	Function	Pin No.	Function
1	GND	5	GND
2	RF	6	LO
3	GND	7	IF
4	GND	8	GND

MMIC Medium Level Mixer
800 - 1000 MHz

MD54-0004
V4

Electrical Specifications:

Test Conditions: RF = 900 MHz (-10 dBm), LO = 840 MHz (13 dBm), IF = 60 MHz, T_A = +25°C

Parameter	Test Conditions	Units	Min	Typ	Max
Conversion Loss	—	dB	—	7.5	9.5
Isolation	LO to RF	dB	25	38	—
	LO to IF	dB	—	22	—
	RF to IF	dB	—	12	—
VSWR	LO Port	Ratio	—	2.5:1	—
	RF Port	Ratio	—	2.0:1	—
	IF Port	Ratio	—	2.0:1	—
Input 1 dB Compression	RF Freq. = 900 MHz, LO = +13 dBm	dBm	—	+21	—
Two-Tone IM Ratio ¹	Two tones at -10 dBm each, Tone spacing 100 kHz, IF = 60 MHz	dBc	45	60	—

1. IMR vs RF drive level can be calculated by the formula: $IMR = 45 - (1.5 \times P_{IN})$

Absolute Maximum Ratings²

Parameter	Absolute Maximum
RF Input Power ³	+22 dBm
LO Drive Power ³	+23 dBm
Operating Temperature	-40°C to +85°C
Storage Temperature	-65°C to +150°C

- Exceeding any one or combination of these limits may cause permanent damage to this device.
- Total power for RF and LO ports should not exceed +23 dBm.

Handling Procedures

Please observe the following precautions to avoid damage:

Static Sensitivity

Gallium Arsenide Integrated Circuits are sensitive to electrostatic discharge (ESD) and can be damaged by static electricity. Proper ESD control techniques should be used when handling these devices.

Spurious Table

Harmonic of LO	4x	8.9 -1.1	40.1 39.9	70.1 61.6	69.9 63.9	73.4 64.4
	3x	2.2 -7.7	34.2 34.1	59.8 63.8	67.3 64.5	73 63
	2x	2.9 -7.1	23.7 23.8	72.8 64.7	72.9 63.3	71.9 61.9
	1x	-2.2 -12.2	0 0	61.4 63.3	71.3 61.8	71.1 61.9
	0x	X X	4.7 4.8	65.1 61.3	71.5 61.9	72.1 62.3
		0x	1x	2x	3x	4x
Harmonic of RF						

The spurious table shows the spurious signals resulting from the mixing of the RF and LO input signals, assuming down conversion. Mixing products are indicated by the number of dB below the conversion loss. The lower frequency mixing term is shown for two different RF input levels. The top number is for an RF input power of -5 dBm, the lower number is for -15 dBm.

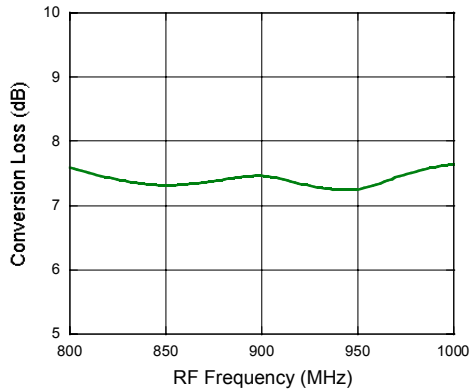
$|mF_{RF} - nF_{LO}|$, RF = -5 dBm
 $|mF_{RF} - nF_{LO}|$, RF = -15 dBm
 RF Frequency = 900 MHz
 LO Frequency = 840 MHz

MMIC Medium Level Mixer
800 - 1000 MHz

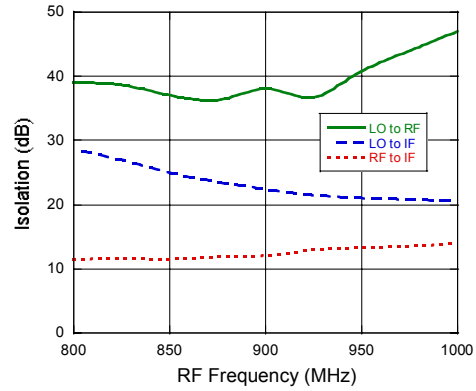
MD54-0004
V4

Typical Performance Curves

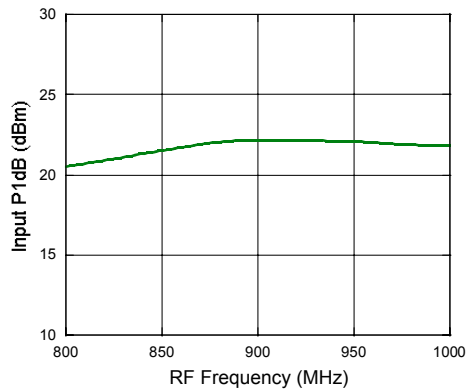
Conversion Loss vs. Frequency



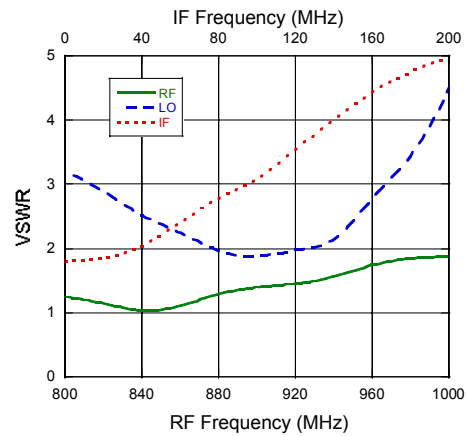
Isolation vs. Frequency, LO = +13 dBm



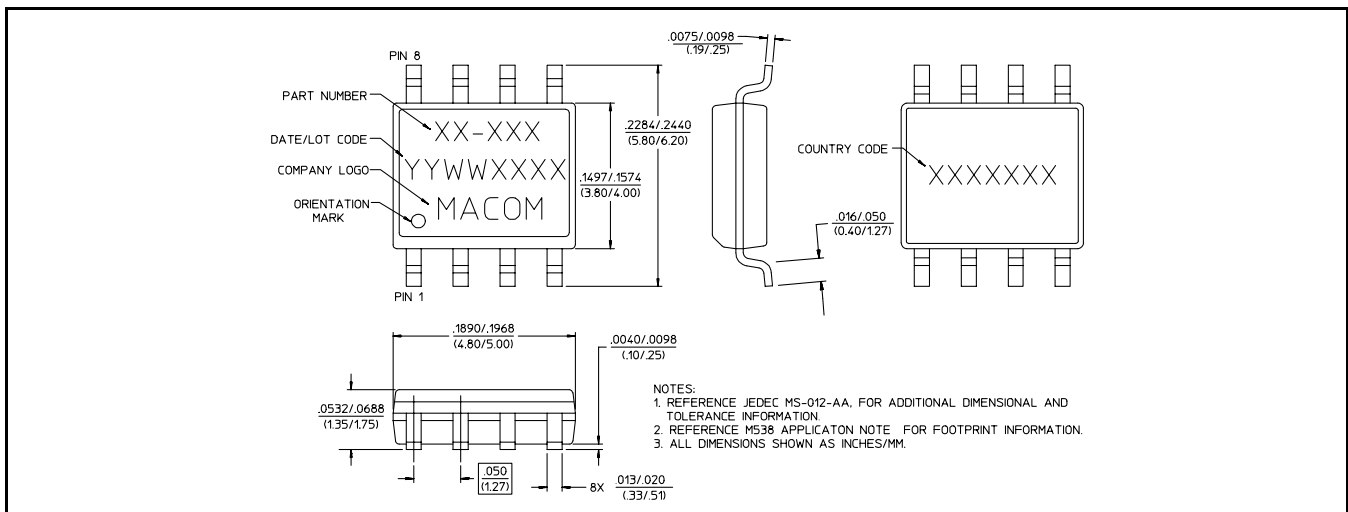
Input P1dB



RF, LO and IF VSWR vs. Frequency, LO = +13 dBm



SO-8



M/A-COM Inc. and its affiliates reserve the right to make changes to the product(s) or information contained herein without notice. M/A-COM makes no warranty, representation or guarantee regarding the suitability of its products for any particular purpose, nor does M/A-COM assume any liability whatsoever arising out of the use or application of any product(s) or information.

- **North America** Tel: 800.366.2266 / Fax: 978.366.2266
- **Europe** Tel: 44.1908.574.200 / Fax: 44.1908.574.300
- **Asia/Pacific** Tel: 81.44.844.8296 / Fax: 81.44.844.8298

Visit www.macom.com for additional data sheets and product information.