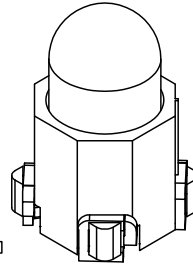
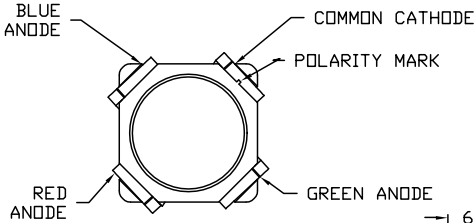


UNCONTROLLED DOCUMENT

PART NUMBER

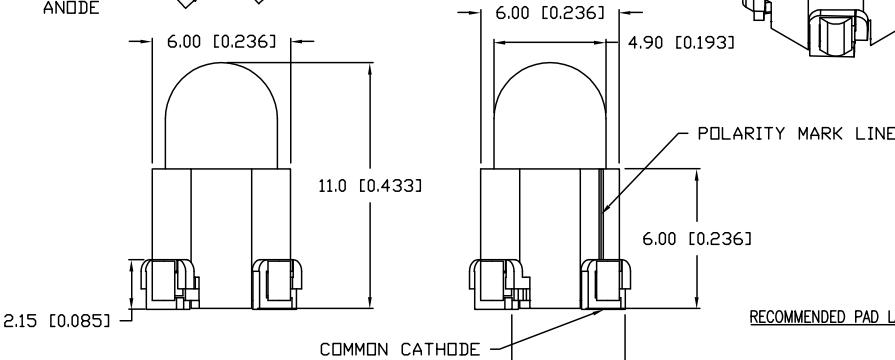
REV.

SML-H1505SIUPGUSBW



ELECTRO-OPTICAL CHARACTERISTICS $T_A=25^{\circ}\text{C}$ $I_f=20\text{mA}$

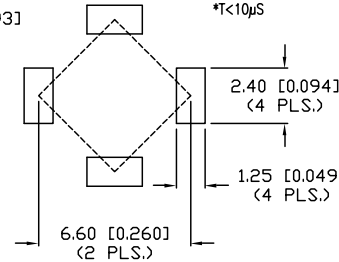
PARAMETER	MIN	TYP	MAX	UNITS	TEST COND
PEAK WAVELENGTH		635 (RED)		nm	
		465 (BLUE)		nm	
		520 (GREEN)		nm	
FORWARD VOLTAGE (R)		2.2	2.7	V _f	
	(B)		3.4	4.0	V _f
	(G)		3.4	4.0	V _f
REVERSE VOLTAGE	5.0			V _r	I _r =100μA
AXIAL INTENSITY (R/B/G)		1100/600/2200		mcd	I _f =20mA
VIEWING ANGLE		60		2x theta	
EMITTED COLOR:		RED/BLUE/GREEN			
EPOXY LENS FINISH:		MILKY WHITE DIFFUSED.			



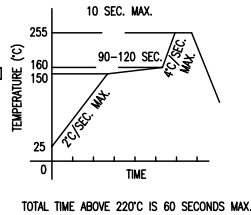
LIMITS OF SAFE OPERATION AT 25°C PERCHIP

PARAMETER	COLORS	MAX	UNITS
PEAK FORWARD CURRENT*	R/B/G	100	mA
STEADY CURRENT	R/B/G	30/20/20	mA
POWER DISSIPATION	R/B/G	95/80/80	mW
DERATE FROM 25°C		-1.2	mW/°C
OPERATING TEMP.		-30 TO +80	°C
STORAGE TEMP.		-40 TO +100	°C

RECOMMENDED PAD LAYOUT



LEAD FREE REFLOW PROFILE



*T<10μS

CAUTION: STATIC SENSITIVE DEVICE
FOLLOW PROPER E.S.D. HANDLING PROCEDURES
WHEN WORKING WITH THIS PART.
ESD CLASSIFICATION: CLASS II BASED ON MIL-STD 883E



UNCONTROLLED DOCUMENT

*UNLESS OTHERWISE SPECIFIED TOLERANCES PER DECIMAL PRECISION ARE: X=±1 (±0.039), X.X=±0.5 (±0.020), X.XX=±0.25 (±0.010), X.XXX=±0.127 (±0.005). LEAD SIZE=±0.05 (±0.002), LEAD LENGTH=±0.75 (±0.030). MIN=+DECIMAL PRECISION -0.00 MAX.=+0.00 -DECIMAL PRECISION

REV. PART NUMBER
SML-H1505SIUPGUSBW

CONFIDENTIAL INFORMATION
THE INFORMATION CONTAINED IN THIS DOCUMENT IS THE PROPERTY OF LUMEX INC. EXCEPT AS SPECIFICALLY AUTHORIZED IN WRITING BY LUMEX INC., THE HOLDER OF THIS DOCUMENT SHALL KEEP ALL INFORMATION CONTAINED HEREIN CONFIDENTIAL AND SHALL PROTECT SAME IN WHOLE OR IN PART FROM DISCLOSURE AND DISSEMINATION TO ALL THIRD PARTIES.



290 E. HELEN ROAD
PALATINE, IL 60067-6976
PHONE: +1.847.359.2790
US WEB: www.lumex.com
TW WEB: www.lumex.com.tw

5mm SURFACE MOUNT DOMED LED,
RED/GREEN/BLUE MILKY WHITE DIFFUSED LENS.

RELIABILITY NOTE
OUR MANY YEARS OF EXPERIENCE DATA ACCUMULATION INDICATE THAT SOLDER HEAT IS A MAJOR CAUSE OF EARLY AND FUTURE FAILURE. PLEASE PAY ATTENTION TO YOUR SOLDERING PROCESS.

DRAWN BY: JUN
CHECKED BY:
APPROVED BY:
DATE: 9.10.07
PAGE: 1 OF 1
SCALE: N/A