

11DF1 - 11DF2

ULTRA FAST RECTIFIER DIODES

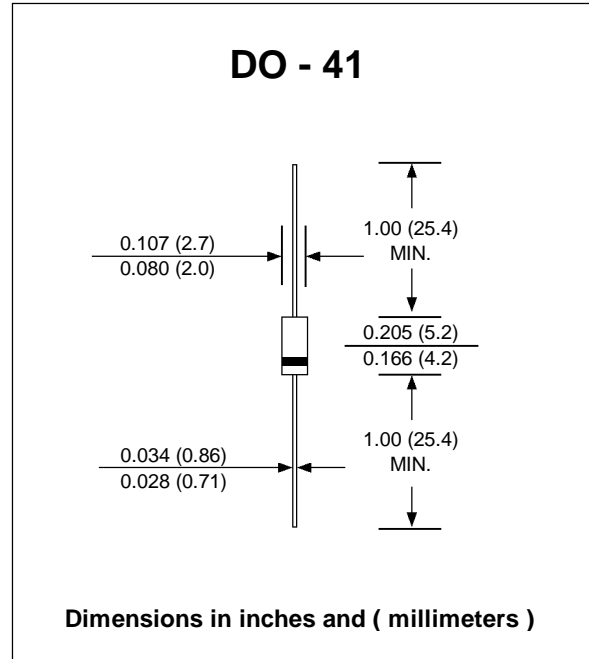
PRV : 100 - 200 Volts
Io : 1.0 Ampere

FEATURES :

- * High current capability
- * High surge current capability
- * High reliability
- * Low reverse current
- * Low forward voltage drop
- * Superfast recovery time

MECHANICAL DATA :

- * Case : DO-41 Molded plastic
- * Epoxy : UL94V-O rate flame retardant
- * Lead : Axial lead solderable per MIL-STD-202, Method 208 guaranteed
- * Polarity : Color band denotes cathode end
- * Mounting position : Any
- * Weight : 0.339 gram



MAXIMUM RATINGS AND ELECTRICAL CHARACTERISTICS

Rating at 25 °C ambient temperature unless otherwise specified.
 Single phase, half wave, 60 Hz, resistive or inductive load.
 For capacitive load, derate current by 20%.

RATING	SYMBOL	11DF1	11DF2	UNIT
Maximum Recurrent Peak Reverse Voltage	VRRM	100	200	V
Maximum RMS Voltage	VRMS	70	140	V
Maximum DC Blocking Voltage	VDC	100	200	V
Maximum Average Forward Current Ta = 63 °C	IF(AV)	1.0		A
Maximum Peak Forward Surge Current, 8.3ms Single half sine wave Superimposed on rated load (JEDEC Method)	IFSM	30		A
Maximum Peak Forward Voltage at IF = 1.0 A	VF	0.98		V
Maximum DC Reverse Current at VRRM	IR	10		µA
Maximum Reverse Recovery Time (Note 1)	Trr	35		ns
Junction Temperature Range	TJ	- 65 to + 150		°C
Storage Temperature Range	TSTG	- 65 to + 150		°C

Note : (1) Reverse Recovery Test Conditions : IF = 0.5 A, IR = 1.0 A, Irr = 0.25 A.

RATING AND CHARACTERISTIC CURVES (11DF1 - 11DF2)

FIG.1 - REVERSE RECOVERY TIME CHARACTERISTIC AND TEST CIRCUIT DIAGRAM

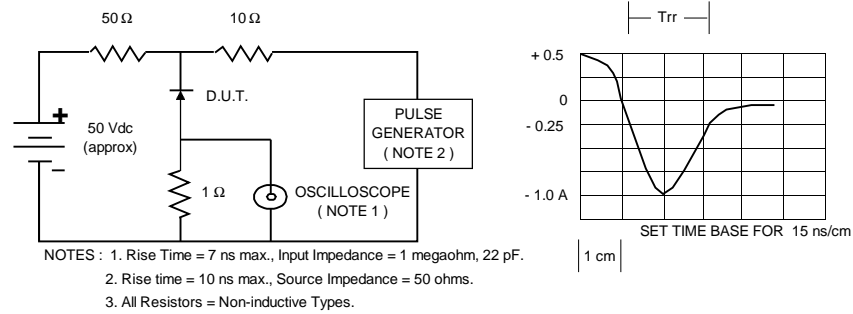


FIG.2 - DERATING CURVE FOR OUTPUT RECTIFIED CURRENT

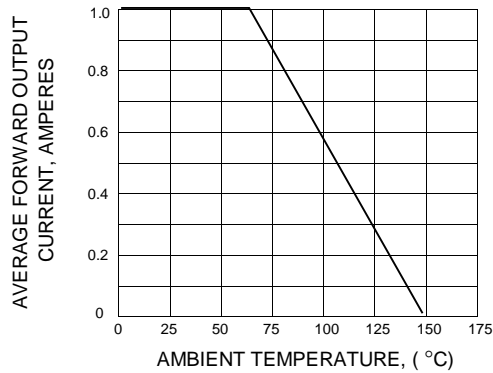


FIG.3 - MAXIMUM NON-REPETITIVE PEAK FORWARD SURGE CURRENT

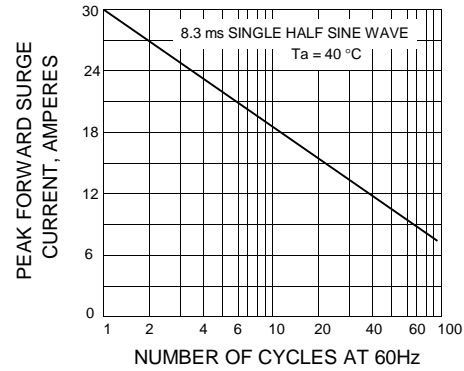


FIG.4 - TYPICAL FORWARD CHARACTERISTICS

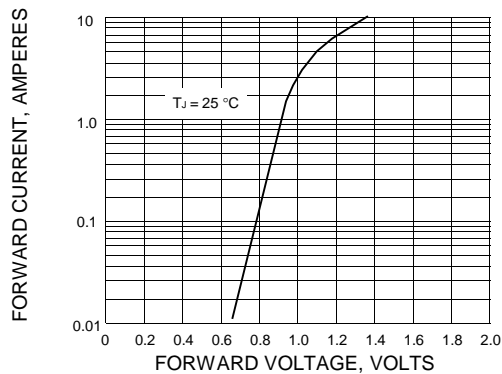


FIG.5 - TYPICAL REVERSE CHARACTERISTICS

