


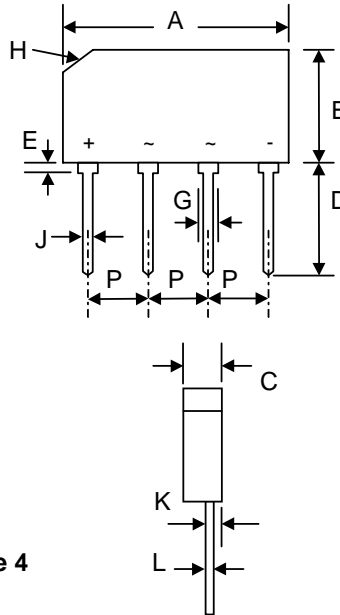
4.0A GLASS PASSIVATED SINGLE-PHASE BRIDGE RECTIFIER

Features

- Glass Passivated Die Construction
- Low Forward Voltage Drop
- High Current Capability
- High Reliability
- High Surge Current Capability
- Ideal for Printed Circuit Boards
-  Recognized File # E157705

Mechanical Data

- Case: GBL, Molded Plastic
- Terminals: Plated Leads Solderable per MIL-STD-202, Method 208
- Polarity: As Marked on Body
- Weight: 2.0 grams (approx.)
- Mounting Position: Any
- Marking: Type Number
- **Lead Free: For RoHS / Lead Free Version, Add "-LF" Suffix to Part Number, See Page 4**



GBL		
Dim	Min	Max
A	20.7	20.9
B	10.4	10.7
C	3.25	3.56
D	17.3	18.2
E	1.50	2.03
G	2.03	2.41
H	3.17 x 45°	
J	1.02	1.27
K	1.27	1.53
L	0.46	0.56
P	4.8	5.3
All Dimensions in mm		

Maximum Ratings and Electrical Characteristics @ $T_A=25^{\circ}\text{C}$ unless otherwise specified

Single Phase, half wave, 60Hz, resistive or inductive load.
For capacitive load, derate current by 20%.

Characteristic	Symbol	GBL 00	GBL 01	GBL 02	GBL 04	GBL 06	GBL 08	GBL 10	Unit
Peak Repetitive Reverse Voltage	V_{RRM}	50	100	200	400	600	800	1000	V
Working Peak Reverse Voltage	V_{RWM}								
DC Blocking Voltage	V_R								
RMS Reverse Voltage	$V_{R(RMS)}$	35	70	140	280	420	560	700	V
Average Rectified Output Current @ $T_C = 50^{\circ}\text{C}$	I_o	4.0							A
Non-Repetitive Peak Forward Surge Current 8.3ms Single half sine-wave superimposed on rated load (JEDEC Method)	I_{FSM}	150							A
Forward Voltage per leg @ $I_F = 2.0\text{A}$	V_{FM}	1.1							V
Peak Reverse Current @ $T_A = 25^{\circ}\text{C}$ At Rated DC Blocking Voltage @ $T_A = 125^{\circ}\text{C}$	I_R	5.0 500							μA
Typical Thermal Resistance per leg (Note 1)	$R_{\theta JA}$	22							$^{\circ}\text{C/W}$
Typical Thermal Resistance per leg (Note 2)	$R_{\theta JL}$	3.5							$^{\circ}\text{C/W}$
Operating and Storage Temperature Range	T_j, T_{STG}	-55 to +150							$^{\circ}\text{C}$

Note: 1. Mounted on 75 x 75 x 3.0mm Al. plate.
2. Mounted on PCB at 9.5mm lead length with 12mm² copper pad.

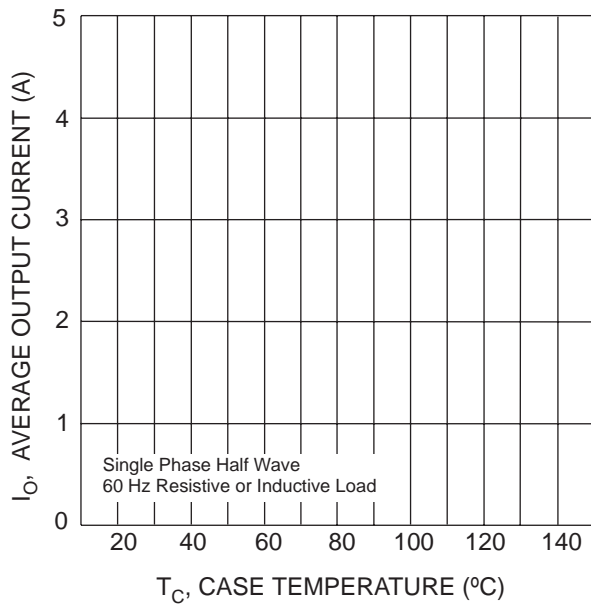


Fig. 1 Forward Current Derating Curve

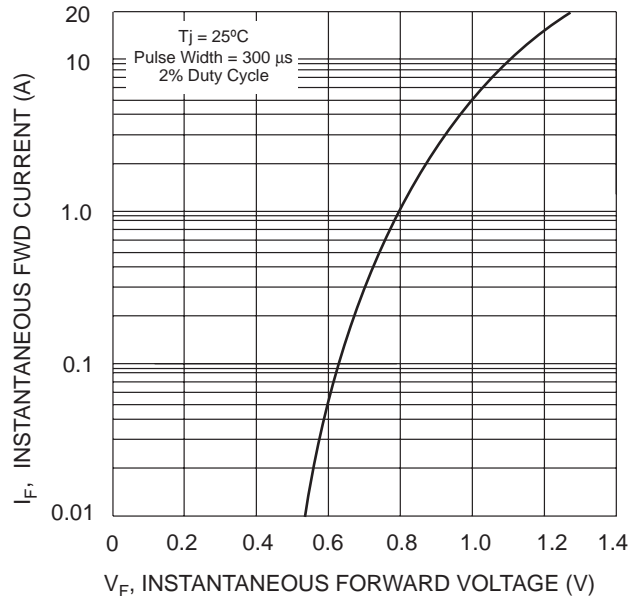


Fig. 2 Typical Forward Characteristics, per element

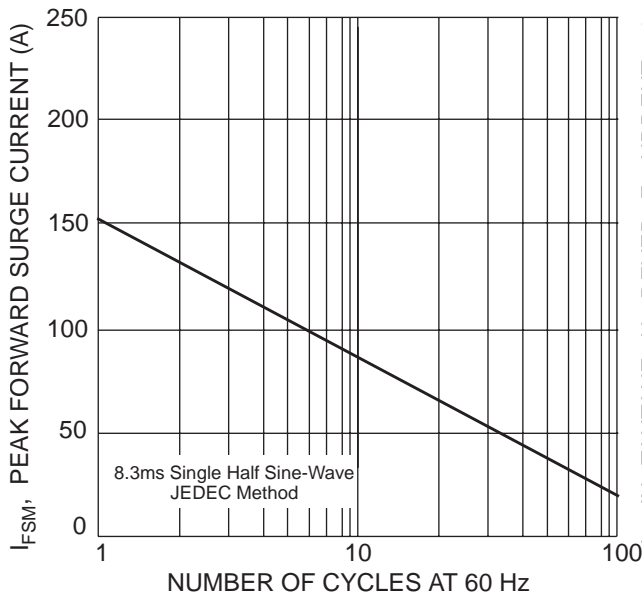


Fig. 3 Max Non-Repetitive Peak Fwd Surge Current

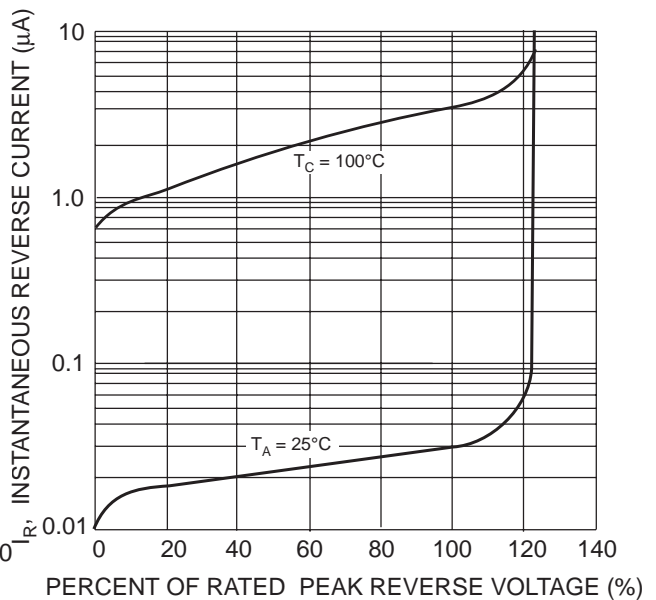
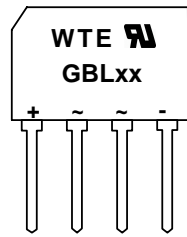


Fig. 4 Typical Reverse Characteristics, per element

MARKING INFORMATION



WTE = Manufacturer's Logo
GBLxx = Device Number
xx = 00, 01, 02, 04, 06, 08 or 10
Polarity = As Marked on Body

PACKAGING INFORMATION

BULK

Tube Size L x W x H (mm)	Quantity (PCS)	Inner Box Size L x W x H (mm)	Quantity (PCS)	Carton Size L x W x H (mm)	Quantity (PCS)	Approx. Gross Weight (KG)
443 x 31 x 6	20	450 x 136 x 72	800	495 x 245 x 180	2,400	10.0

Note: 1. Anti-static tube, water clear color.

ORDERING INFORMATION

Product No.	Package Type	Shipping Quantity
GBL00	SIL Bridge	20 Units/Tube
GBL01	SIL Bridge	20 Units/Tube
GBL02	SIL Bridge	20 Units/Tube
GBL04	SIL Bridge	20 Units/Tube
GBL06	SIL Bridge	20 Units/Tube
GBL08	SIL Bridge	20 Units/Tube
GBL10	SIL Bridge	20 Units/Tube

1. Shipping quantity given is for minimum packing quantity only. For minimum order quantity, please consult the Sales Department.
2. **To order Lead Free version (with Lead Free finish), add "-LF" suffix to part number above. For example, GBL00-LF.**

Won-Top Electronics Co., Ltd (WTE) has checked all information carefully and believes it to be correct and accurate. However, WTE cannot assume any responsibility for inaccuracies. Furthermore, this information does not give the purchaser of semiconductor devices any license under patent rights to manufacturer. WTE reserves the right to change any or all information herein without further notice.

WARNING: DO NOT USE IN LIFE SUPPORT EQUIPMENT. WTE power semiconductor products are not authorized for use as critical components in life support devices or systems without the express written approval.

Won-Top Electronics Co., Ltd.

No. 44 Yu Kang North 3rd Road, Chine Chen Dist., Kaohsiung, Taiwan

Phone: 886-7-822-5408 or 886-7-822-5410

Fax: 886-7-822-5417

Email: sales@wontop.com

Internet: <http://www.wontop.com>

We power your everyday.