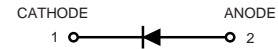


Schottky Barrier Diode

Lead free product

RB521S-30G



MAXIMUM RATINGS

Rating	Symbol	Value	Unit
Maximum Recurrent Peak Reverse Voltage	VRRM	30	Volts
Maximum RMS Voltage	VRMS	21	Volts
Maximum DC Blocking Voltage	VDC	30	Volts
Maximum Average Forward Rectified Current	I _o	0.2	Amps
Peak Forward Surge Current at 8.3 mSec single half sine-wave	I _{FSM}	1.0	Amps
Typical junction capacitance between Terminal (NOTE 1)	C _J	2.0	pF
Maximum Operating Temperature Range	T _J	+125	
Storage Temperature Range	T _{STG}	-40 to +125	

ELECTRICAL CHARACTERISTICS (T_A=25°C unless otherwise noted)

Characteristics	Symbol	RB521S-30G	Unit
Maximum Instantaneous Forward Voltage at I _F =200mA	V _F	0.50	Volts
Maximum Average Reverse Current at V _R =10V	I _R	30.0	uAmps

NOTES : 1.Measured at 1.0MHz and applied reverse voltage of 10.0 volts.
2.ESD sensitive product handling required.

FIG. 1 - FORWARD CHARACTERISTICS

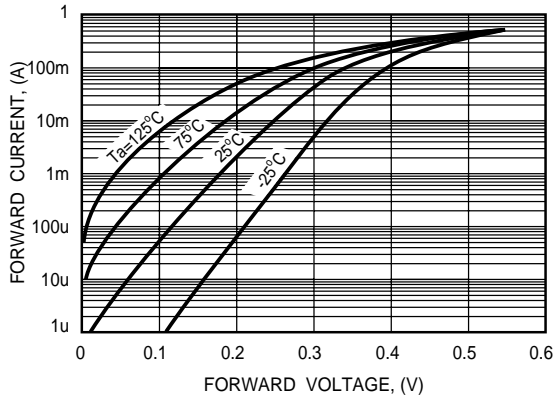


FIG. 2 - REVERSE CHARACTERISTICS

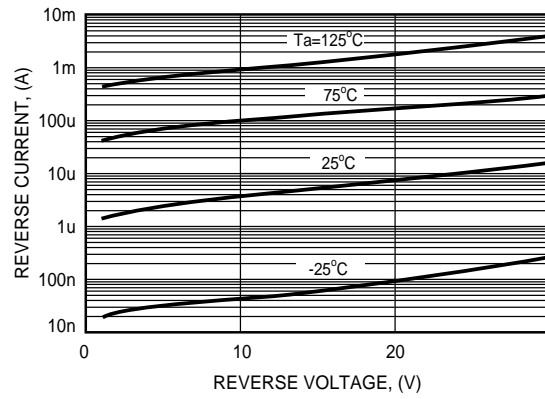


FIG. 3 - TYPICAL JUNCTION CAPACITANCE

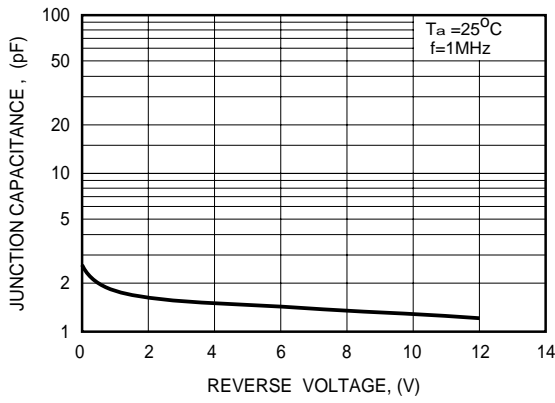


FIG. 4 - TYPICAL FORWARD CURRENT DERATING CURVE

