




SMT Gate Drive Transformers



- Designed for high switching speed, transformer coupled MOSFET and IGBT gate drive circuits.
- Operating frequency: 50 kHz – 2 MHz
- Primary to secondary isolation: 1500 Vdc. For DA2317-AL and DA2320-AL, isolation between secondaries is 500 Vdc.

Core material Ferrite

Terminations RoHS compliant tin-silver over tin over nickel over phos bronze. Other terminations available at additional cost.

Weight 535 – 580 mg

Ambient temperature –40°C to +85°C

Storage temperature Component: –40°C to +85°C.

Packaging: –40°C to +80°C

Resistance to soldering heat Max three 40 second reflows at +260°C, parts cooled to room temperature between cycles

Moisture Sensitivity Level (MSL) 1 (unlimited floor life at <30°C / 85% relative humidity)

Failures in Time (FIT) / Mean Time Between Failures (MTBF)

38 per billion hours / 26,315,789 hours, calculated per Telcordia SR-332

Packaging 250/7" reel; 1000/13" reel Plastic tape: 16 mm wide, 0.36 mm thick, 20 mm pocket spacing, 5.54 mm pocket depth

PCB washing Only pure water or alcohol recommended

Part number ¹	Turns ratio pri : sec	Primary inductance ² min (µH)	Leakage inductance ³ max (µH)	Primary DCR max (Ohms)	Secondary DCR max (Ohms)	Volt-time product (V-µsec)	SRF min ⁴ (MHz)	Capacitance pri to sec max (pF)
DA2319-AL_	1 : 1	296.0	1.5	0.795	0.655	25.8	2.23	14.0
DA2318-AL_	1.5 : 1	680.0	4.0	1.65	0.860	40.8	1.00	14.0
DA2320-AL_	1 : 1 : 1	264.0	0.30	1.50	1.50 (2-5; 3-4)	24.5	3.60	95.0
DA2317-AL_	2 : 1 : 1	330.0	0.60	1.40	0.650 (2-5); 0.790 (3-4)	24.5	4.00	18.0

1. When ordering, please specify **packaging** code:

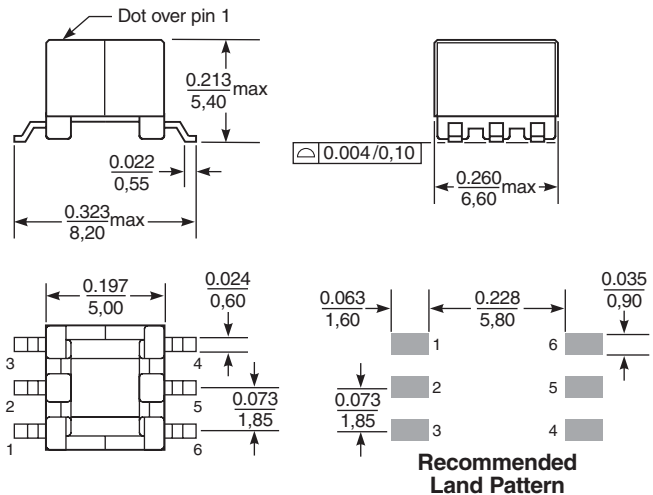
DA2320-ALC

Packaging: **C** = 7" machine-ready reel. EIA-481 embossed plastic tape (250 parts per full reel).

B = Less than full reel. In tape, but not machine ready. To have a leader and trailer added (\$25 charge), use code letter C instead.

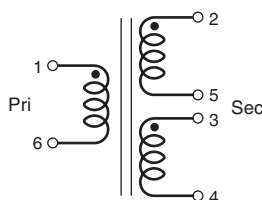
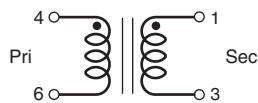
D = 13" machine-ready reel. EIA-481 embossed plastic tape. Factory order only, not stocked (1000 parts per full reel).

- Inductance measured at 100 kHz, 0.1 Vrms, 0 Adc
 - Leakage inductance measured at 100 kHz, 0.1 Vrms with secondary pins shorted.
 - SRF measured with coils connected in series using an Agilent/HP 4192 or equivalent.
 - Operating temperature range –40°C to +125°C.
 - Electrical specifications at 25°C.
- Refer to Doc 362 "Soldering Surface Mount Components" before soldering.



DA2318-AL, DA2319-AL

DA2317-AL, DA2320-AL



Dimensions are in inches / mm



Specifications subject to change without notice. Please check our website for latest information.

Document 512 Revised 07/21/08

1102 Silver Lake Road Cary, Illinois 60013 Phone 847/639-6400 Fax 847/639-1469

E-mail info@coilcraft.com Web http://www.coilcraft.com