

50 / 50+j50 balun transformer for 2.45 GHz ISM band

Features

- 50 Ω nominal Input / 50+j50 output differential impedance
- Low insertion loss
- Low amplitude imbalance
- Low phase imbalance
- Small footprint: BAL-2593D5U < 1.5 mm²

Benefits

- Very low profile (<700 μ m)
- High RF performances
- RF components count and area reduction

Application

- Bluetooth balun for STL2592/2593/2500D transceiver
- Portable applications

Description

The BAL-2593D5U is a balun designed to transform a single ended signal to differential signals in Bluetooth applications.

This BAL-2593D5U, with less than 1.2 dB insertion losses in the bandwidth 2400 MHz to 2500 MHz, has been customized for STLC2592/2593/2500D Bluetooth transceivers and specific requirements for S_{CC22} parameter at $2f_0$ (4.88 GHz).

The BAL-2593D5U has been designed using STMicroelectronics IPD (integrated passive device) technology on non conductive glass substrate to optimize RF performances.

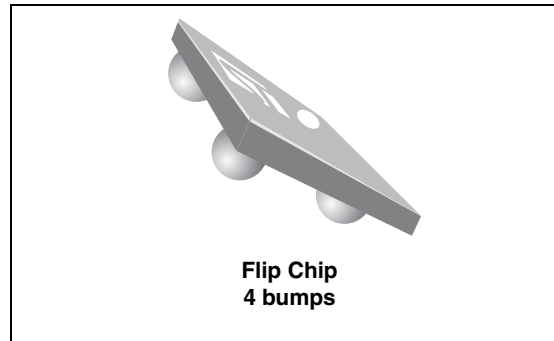


Figure 1. Top view

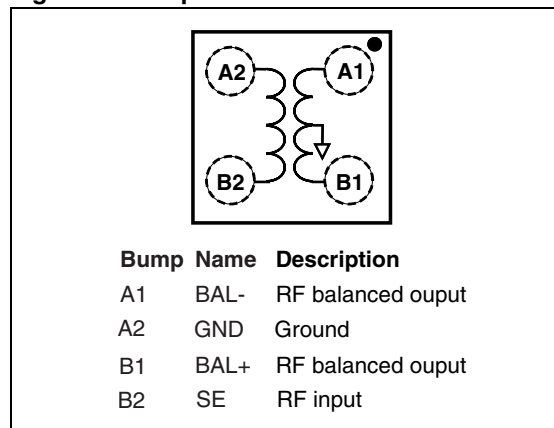
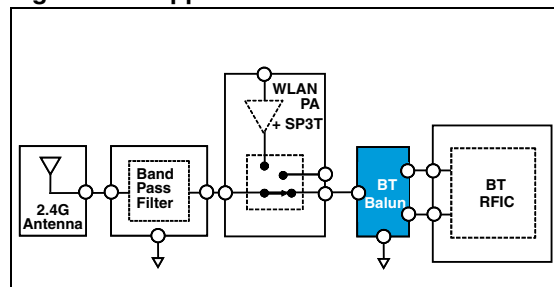


Figure 2. Application schematic



TM: IPAD is a trademark of STMicroelectronics.

1 Electrical characteristics

Table 1. Absolute maximum ratings (limiting values)

Symbol	Test condition	Min.	Typ.	Max.	Unit
P_{IN}	Input power R_{FIN}		-	10	dBm
V_{ESD}	ESD ratings MIL STD883C (HBM: C = 100 pF, R = 1.5k Ω , air discharge)	1000			V
	ESD ratings machine model (MM: C = 200 pF, R = 25 Ω , L = 500 nH)	200	-	-	
	ESD ratings, charged device model (JESD22-C101D)	500			
T_{OP}	Operating temperature	-30	-	+85	$^{\circ}\text{C}$

Table 2. Electrical characteristics ($T_{amb} = 25^{\circ}\text{C}$) impedances

Symbol	Test condition	Min.	Typ.	Max.	Unit
Z_{OUT}	Nominal differential output impedance	-	50 + j50	-	Ω
Z_{IN}	Nominal input impedance	-	50	-	Ω

Table 3. RF performance ($T_{amb} = 25^{\circ}\text{C}$)

Symbol	Test condition		Min.	Typ.	Max.	Unit
F	Frequency range (bandwidth)		2400	-	2500	MHz
I_L	Insertion loss in bandwidth		-	1.0	1.2	dB
R_L	Return loss in bandwidth		10	17	-	dB
Φ_{imb}	Phase imbalance	Measured on EVB with GND on L1	0	6	20	$^{\circ}$
A_{imb}	Amplitude imbalance		-2	-	2	dB

Figure 3. Insertion loss ($T_{amb} = 25\text{ }^{\circ}\text{C}$)

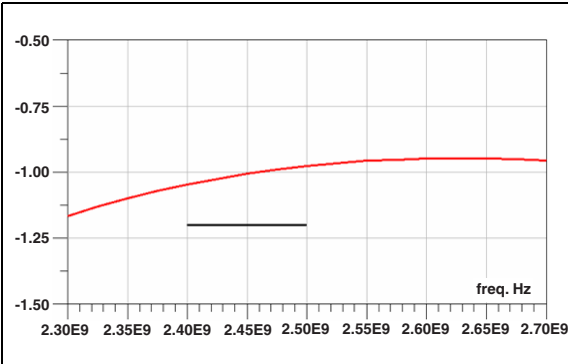


Figure 4. Return loss ($T_{amb} = 25\text{ }^{\circ}\text{C}$)

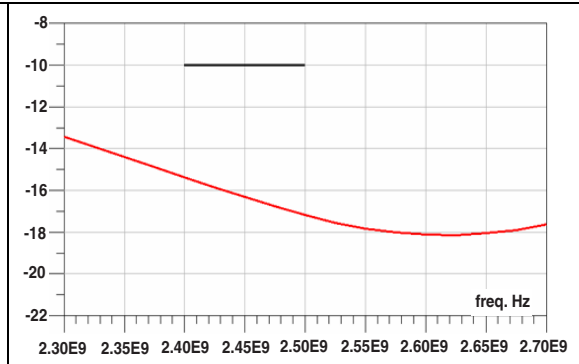


Figure 5. Amplitude imbalance ($T_{amb} = 25\text{ }^{\circ}\text{C}$)

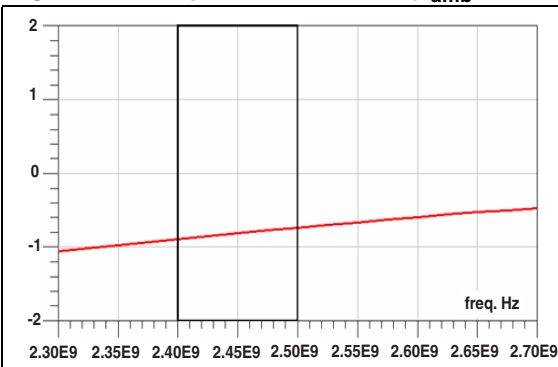


Figure 6. Phase imbalance ($T_{amb} = 25\text{ }^{\circ}\text{C}$)

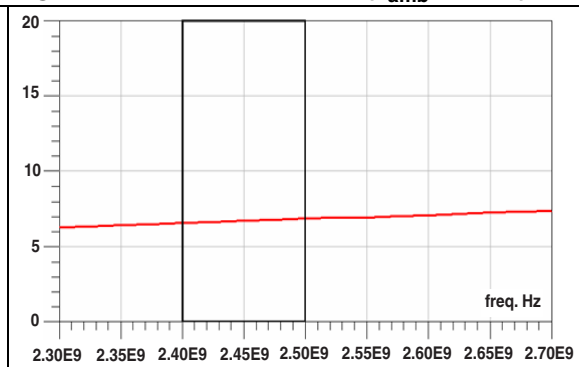


Figure 7. S_{dd22} @ f_0 ($T_{amb} = 25\text{ }^{\circ}\text{C}$),
freq (2.4000 GHz to 2.500 GHz)

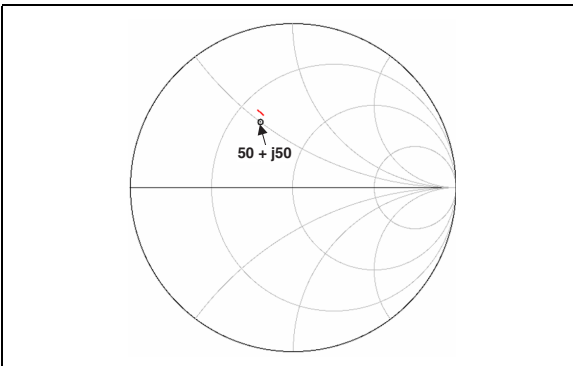


Figure 8. S_{cc22} @ $2f_0$ ($T_{amb} = 25\text{ }^{\circ}\text{C}$),
freq (4.8000 GHz to 5.000 GHz)

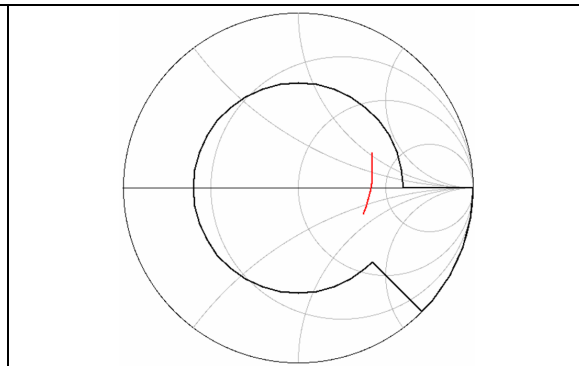


Figure 9. Recommend land pattern (used for balun characterization)

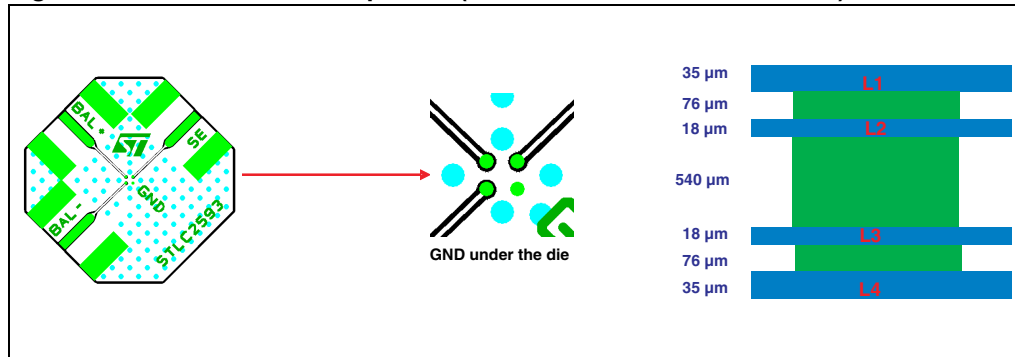
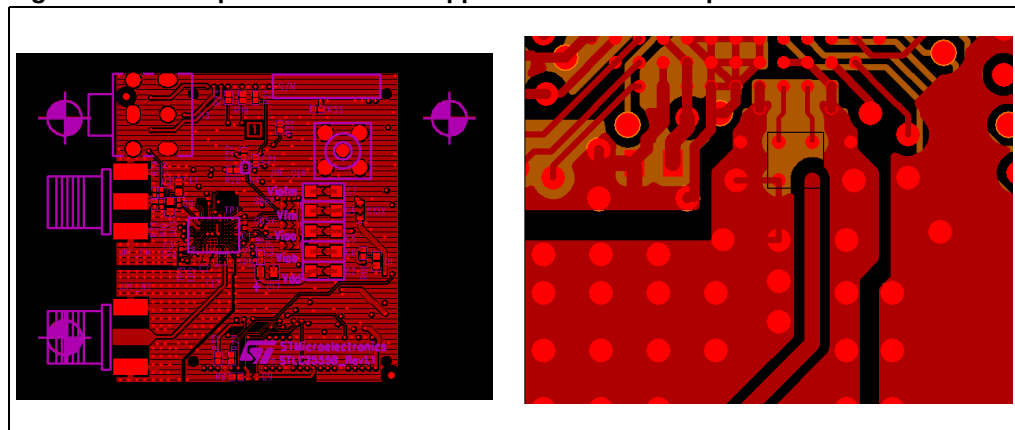


Figure 10. Example of transceiver application board land pattern



2 Package information

- Epoxy meets UL94, V0
- Lead-free package

In order to meet environmental requirements, ST offers these devices in different grades of ECOPACK[®] packages, depending on their level of environmental compliance. ECOPACK[®] specifications, grade definitions and product status are available at: www.st.com. ECOPACK[®] is an ST trademark.

Table 4. Package dimensions (values)

Ref.	Dimensions (mm)		
	Min.	Typ.	Max.
A	0.61	0.675	0.74
A1	0.21	0.25	0.29
A2	-	0.4	-
b	0.265	0.315	0.365
D	1.21	1.26	1.31
D1	-	0.8	-
E	1.11	1.16	1.21
E1	-	0.7	-
SE	-	0.35	-
\$	-	0.025	-

Figure 11. Package dimensions (definitions)

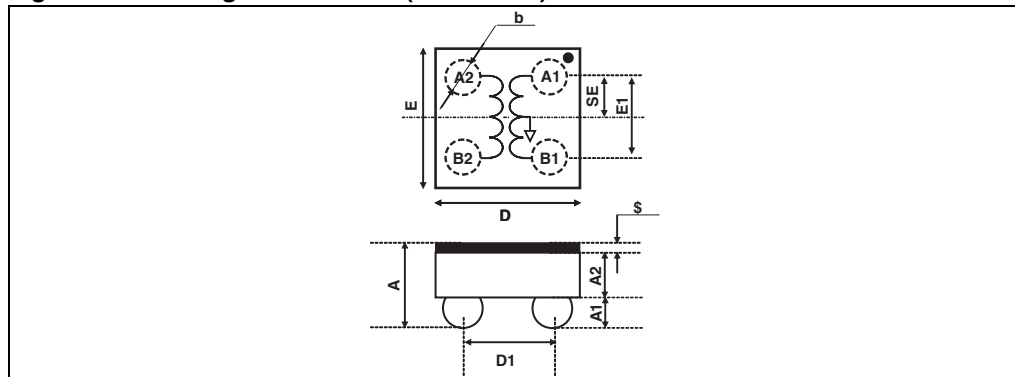


Figure 12. Footprint

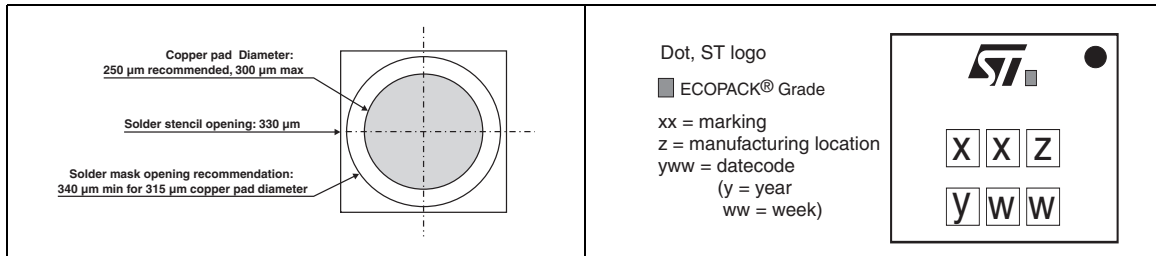


Figure 13. Marking

Dot, ST logo
 ■ ECOPACK® Grade
 xx = marking
 z = manufacturing location
 yww = datecode
 (y = year
 ww = week)

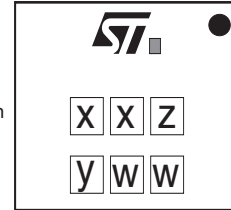
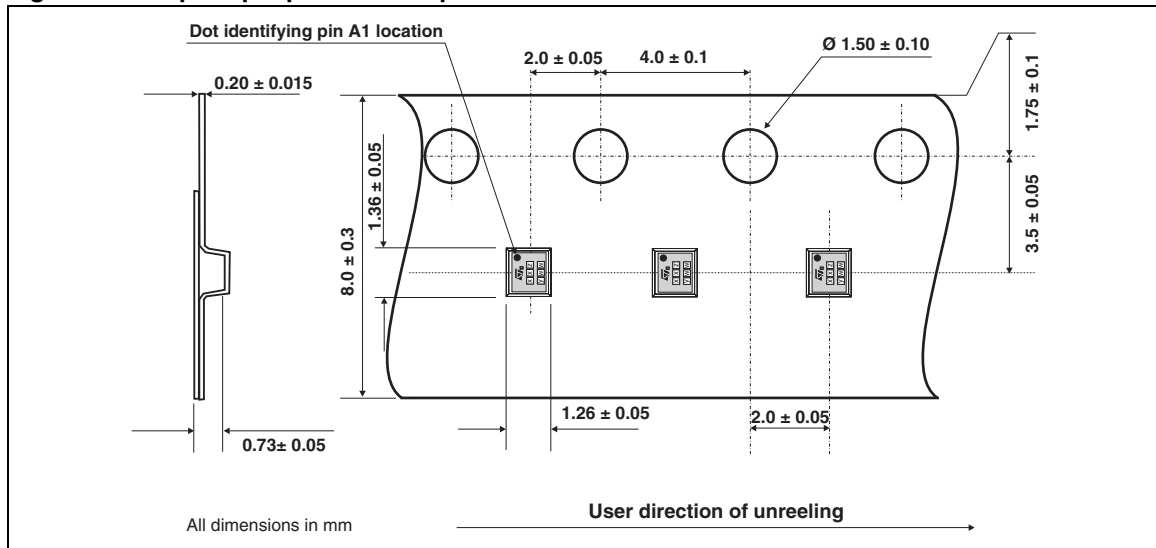


Figure 14. Flip Chip tape and reel specification



Note: More packing information is available in the applications note:
 AN 2348: "Flip Chip: package description and recommendations for use"

3 Ordering information

Table 5. Ordering information

Order code	Marking	Package	Weight	Base qty	Delivery mode
BAL-2593D5U	RM	Flip Chip	1.75 mg	5000	Tape and reel

4 Revision history

Table 6. Document revision history

Date	Revision	Changes
12-Oct-2009	1	Initial release.

Please Read Carefully:

Information in this document is provided solely in connection with ST products. STMicroelectronics NV and its subsidiaries ("ST") reserve the right to make changes, corrections, modifications or improvements, to this document, and the products and services described herein at any time, without notice.

All ST products are sold pursuant to ST's terms and conditions of sale.

Purchasers are solely responsible for the choice, selection and use of the ST products and services described herein, and ST assumes no liability whatsoever relating to the choice, selection or use of the ST products and services described herein.

No license, express or implied, by estoppel or otherwise, to any intellectual property rights is granted under this document. If any part of this document refers to any third party products or services it shall not be deemed a license grant by ST for the use of such third party products or services, or any intellectual property contained therein or considered as a warranty covering the use in any manner whatsoever of such third party products or services or any intellectual property contained therein.

UNLESS OTHERWISE SET FORTH IN ST'S TERMS AND CONDITIONS OF SALE ST DISCLAIMS ANY EXPRESS OR IMPLIED WARRANTY WITH RESPECT TO THE USE AND/OR SALE OF ST PRODUCTS INCLUDING WITHOUT LIMITATION IMPLIED WARRANTIES OF MERCHANTABILITY, FITNESS FOR A PARTICULAR PURPOSE (AND THEIR EQUIVALENTS UNDER THE LAWS OF ANY JURISDICTION), OR INFRINGEMENT OF ANY PATENT, COPYRIGHT OR OTHER INTELLECTUAL PROPERTY RIGHT.

UNLESS EXPRESSLY APPROVED IN WRITING BY AN AUTHORIZED ST REPRESENTATIVE, ST PRODUCTS ARE NOT RECOMMENDED, AUTHORIZED OR WARRANTED FOR USE IN MILITARY, AIR CRAFT, SPACE, LIFE SAVING, OR LIFE SUSTAINING APPLICATIONS, NOR IN PRODUCTS OR SYSTEMS WHERE FAILURE OR MALFUNCTION MAY RESULT IN PERSONAL INJURY, DEATH, OR SEVERE PROPERTY OR ENVIRONMENTAL DAMAGE. ST PRODUCTS WHICH ARE NOT SPECIFIED AS "AUTOMOTIVE GRADE" MAY ONLY BE USED IN AUTOMOTIVE APPLICATIONS AT USER'S OWN RISK.

Resale of ST products with provisions different from the statements and/or technical features set forth in this document shall immediately void any warranty granted by ST for the ST product or service described herein and shall not create or extend in any manner whatsoever, any liability of ST.

ST and the ST logo are trademarks or registered trademarks of ST in various countries.

Information in this document supersedes and replaces all information previously supplied.

The ST logo is a registered trademark of STMicroelectronics. All other names are the property of their respective owners.

© 2009 STMicroelectronics - All rights reserved

STMicroelectronics group of companies

Australia - Belgium - Brazil - Canada - China - Czech Republic - Finland - France - Germany - Hong Kong - India - Israel - Italy - Japan - Malaysia - Malta - Morocco - Philippines - Singapore - Spain - Sweden - Switzerland - United Kingdom - United States of America

www.st.com