

GI9973

N-CHANNEL ENHANCEMENT MODE POWER MOSFET

BV _{DSS}	60V
R _{DS(ON)}	80mΩ
I _D	14A

Description

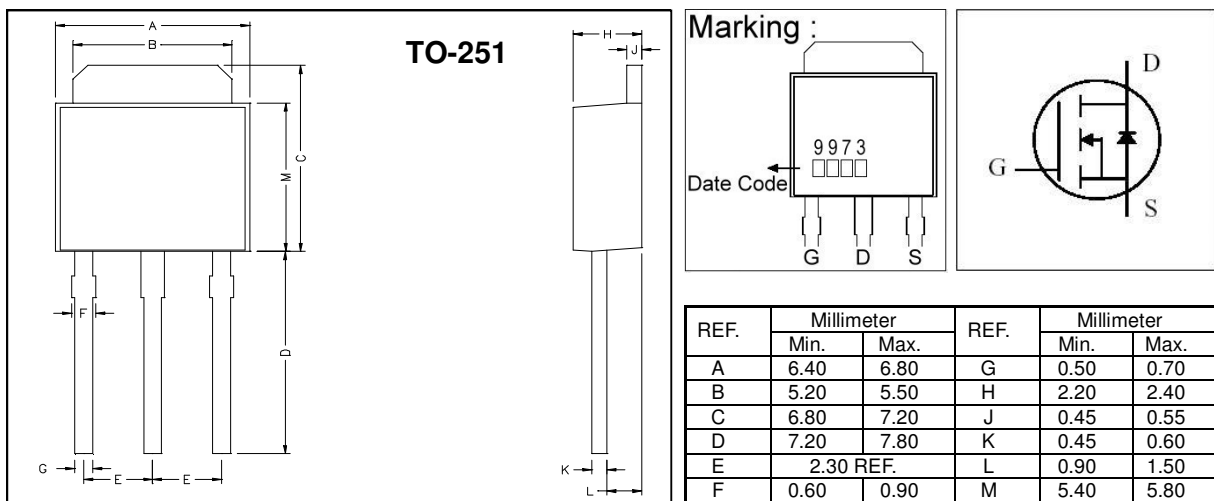
The GI9973 provide the designer with the best combination of fast switching, ruggedized device design, low on-resistance and cost-effectiveness.

The through-hole version (TO-251) is available for low-profile applications and suited for low voltage applications such as DC/DC converters.

Features

- *Simple Drive Requirement
- *Low Gate Charge

Package Dimensions



Absolute Maximum Ratings

Parameter	Symbol	Ratings	Unit
Drain-Source Voltage	V _{DS}	60	V
Gate-Source Voltage	V _{GS}	±20	V
Continuous Drain Current, V _{GS} @10V	I _D @T _C =25°C	14	A
Continuous Drain Current, V _{GS} @10V	I _D @T _C =100°C	9	A
Pulsed Drain Current ¹	I _{DM}	40	A
Total Power Dissipation	P _D @T _C =25°C	27	W
Linear Derating Factor		0.22	W/°C
Operating Junction and Storage Temperature Range	T _j , T _{stg}	-55 ~ +150	°C

Thermal Data

Parameter	Symbol	Value	Unit
Thermal Resistance Junction-case	R _{thj-c}	4.5	°C/W
Thermal Resistance Junction-ambient	R _{thj-a}	110	°C/W

Electrical Characteristics (Tj = 25°C unless otherwise specified)

Parameter	Symbol	Min.	Typ.	Max.	Unit	Test Conditions
Drain-Source Breakdown Voltage	BV _{DSS}	60	-	-	V	V _{GS} =0, I _D =250μA
Breakdown Voltage Temperature Coefficient	ΔBV _{DSS} /ΔT _J	-	0.05	-	V/°C	Reference to 25°C, I _D =1mA
Gate Threshold Voltage	V _{GS(th)}	1.0	-	3.0	V	V _{DS} =V _{GS} , I _D =250μA
Forward Transconductance	g _{fs}	-	8.6	-	S	V _{DS} =10V, I _D =9A
Gate-Source Leakage Current	I _{GSS}	-	-	±100	nA	V _{GS} = ±20V
Drain-Source Leakage Current(Tj=25°C)	I _{DSS}	-	-	1	μA	V _{DS} =60V, V _{GS} =0
Drain-Source Leakage Current(Tj=150°C)		-	-	25	μA	V _{DS} =48V, V _{GS} =0
Static Drain-Source On-Resistance ²	R _{DS(ON)}	-	-	80	mΩ	V _{GS} =10V, I _D =9A
		-	-	100		V _{GS} =4.5V, I _D =6A
Total Gate Charge ²	Q _g	-	8	13	nC	I _D =9A V _{DS} =48V V _{GS} =4.5V
Gate-Source Charge	Q _{gs}	-	3	-		
Gate-Drain ("Miller") Charge	Q _{gd}	-	4	-		
Turn-on Delay Time ²	T _{d(on)}	-	7	-	ns	V _{DS} =30V I _D =9A V _{GS} =10V R _G =3.3Ω R _D =3.3Ω
Rise Time	T _r	-	15	-		
Turn-off Delay Time	T _{d(off)}	-	16	-		
Fall Time	T _f	-	3	-		
Input Capacitance	C _{iss}	-	720	1150	pF	V _{GS} =0V V _{DS} =25V f=1.0MHz
Output Capacitance	C _{oss}	-	77	-		
Reverse Transfer Capacitance	C _{rss}	-	45	-		

Source-Drain Diode

Parameter	Symbol	Min.	Typ.	Max.	Unit	Test Conditions
Forward On Voltage ²	V _{SD}	-	-	1.2	V	I _S =14A, V _{GS} =0V
Reverse Recovery Time	T _{rr}	-	28	-	ns	I _S =9A, V _{GS} =0V
Reverse Recovery Charge	Q _{rr}	-	27	-	nC	di/dt=100A/μs

Notes: 1. Pulse width limited by Max. junction temperature.

2. Pulse width ≤ 300μs, duty cycle ≤ 2%.

Characteristics Curve

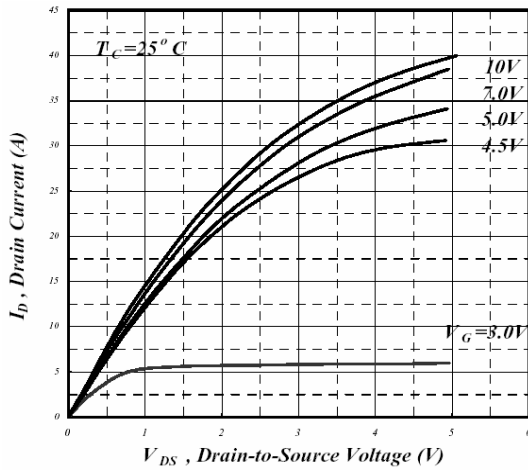


Fig 1. Typical Output Characteristics

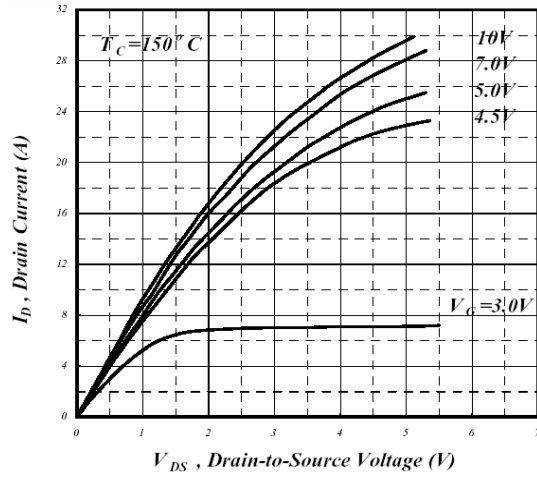


Fig 2. Typical Output Characteristics

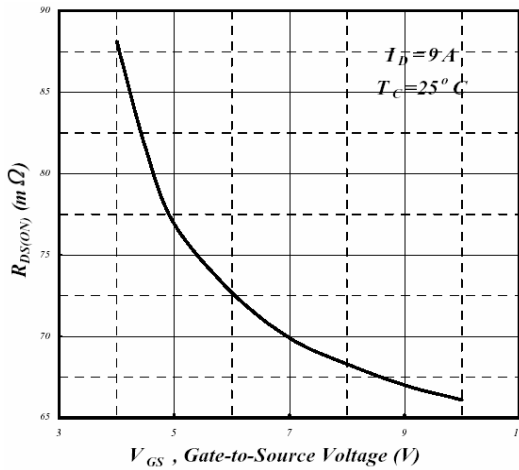


Fig 3. On-Resistance v.s. Gate Voltage

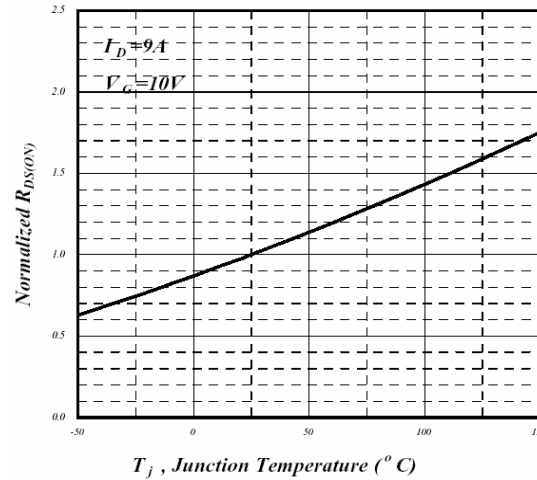


Fig 4. Normalized On-Resistance v.s. Junction Temperature

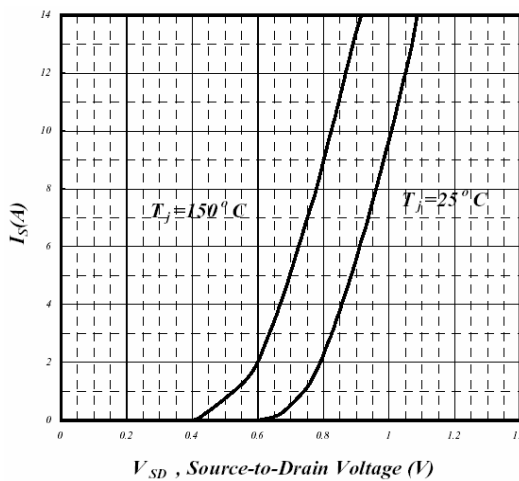


Fig 5. Forward Characteristics of Reverse Diode

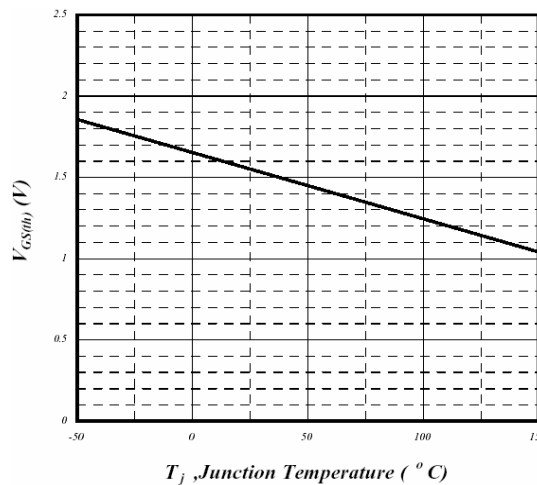


Fig 6. Gate Threshold Voltage v.s. Junction Temperature

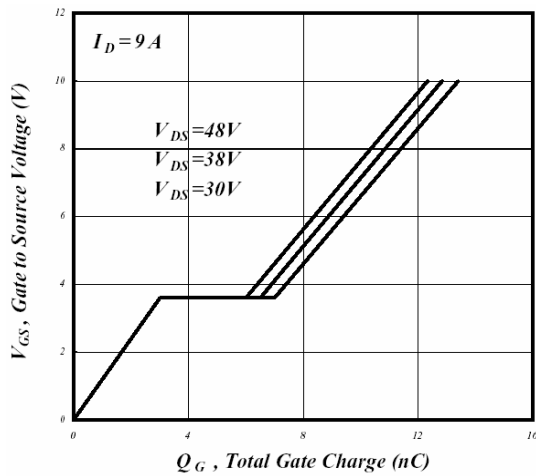


Fig 7. Gate Charge Characteristics

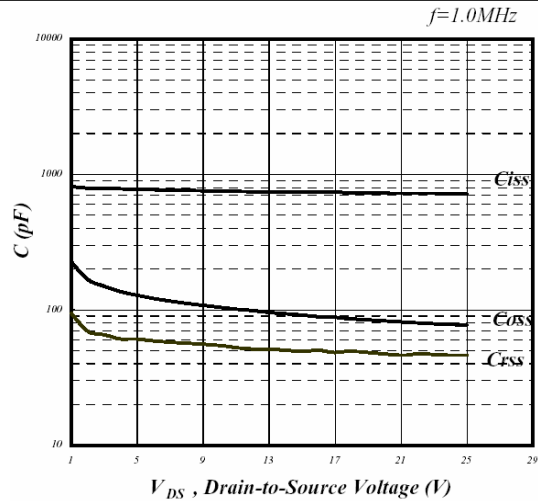


Fig 8. Typical Capacitance Characteristics

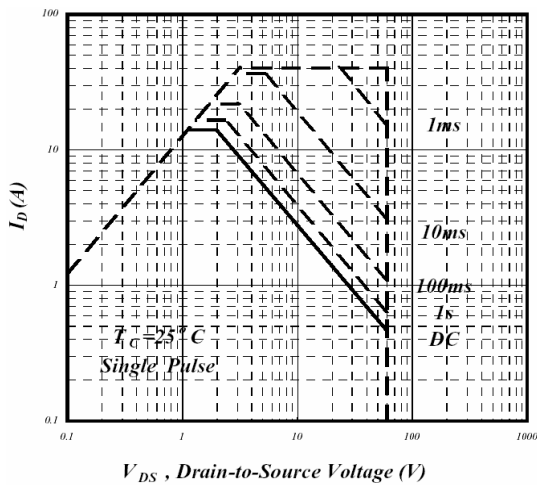


Fig 9. Maximum Safe Operating Area

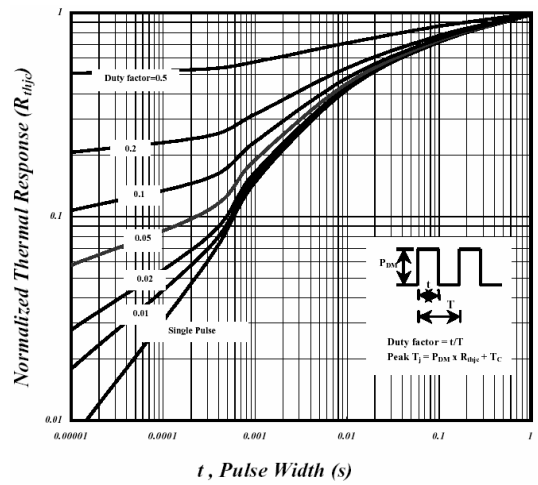


Fig 10. Effective Transient Thermal Impedance

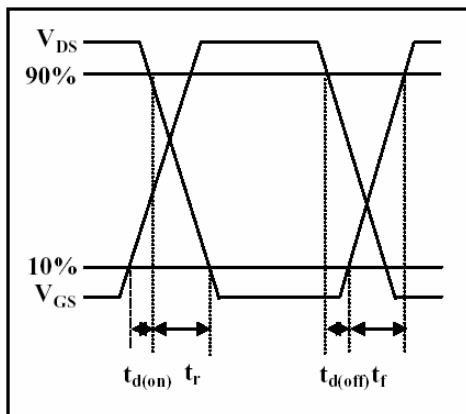


Fig 11. Switching Time Waveform

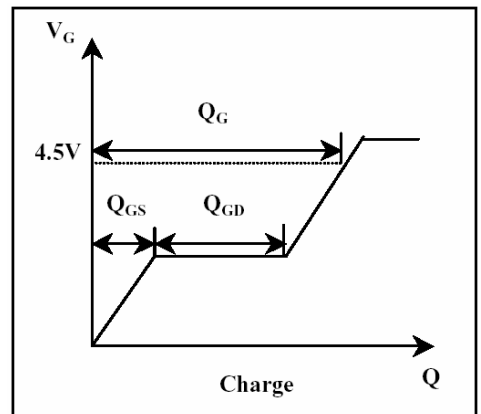


Fig 12. Gate Charge Waveform

Important Notice:

- All rights are reserved. Reproduction in whole or in part is prohibited without the prior written approval of GTM.
- GTM reserves the right to make changes to its products without notice.
- GTM semiconductor products are not warranted to be suitable for use in life-support Applications, or systems.
- GTM assumes no liability for any consequence of customer product design, infringement of patents, or application assistance.

Head Office And Factory:

- Taiwan: No. 17-1 Tatung Rd. Fu Kou Hsin-Chu Industrial Park, Hsin-Chu, Taiwan, R. O. C.
- TEL : 886-3-597-7061 FAX : 886-3-597-9220, 597-0785
- China: (201203) No.255, Jang-Jiang Tsai-Lueng RD., Pu-Dung-Hsin District, Shang-Hai City, China
- TEL : 86-21-5895-7671 ~ 4 FAX : 86-21-38950165