

FEATURES

- High Isolation
- ± 0.2 dB Flatness
- 10, 15, 20 dB Coupling Available



MODEL NO.
DDC09015

Coupler

CPLR

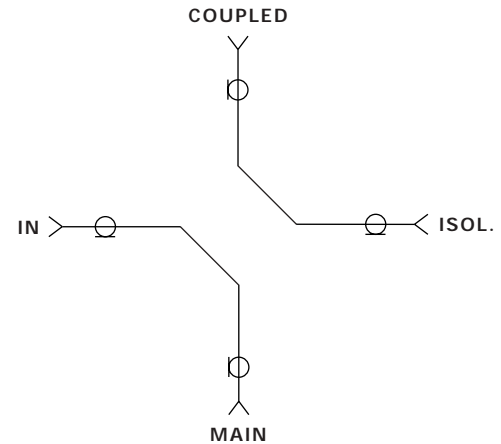
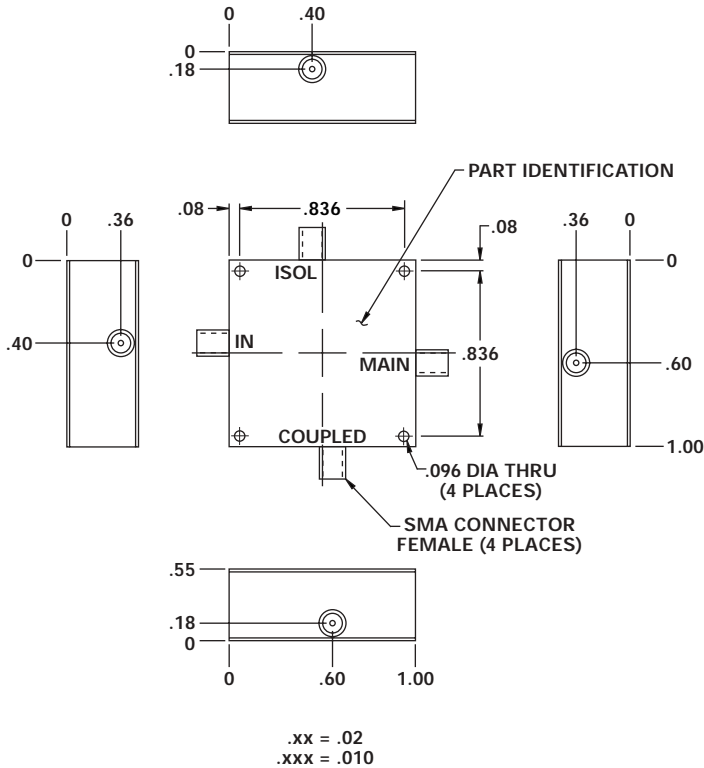
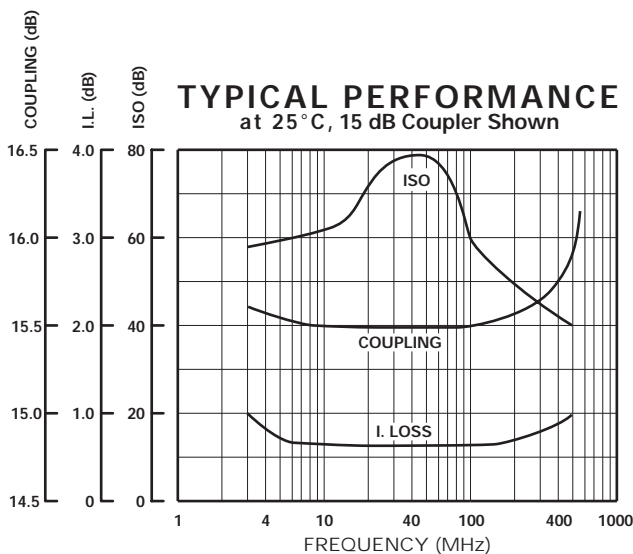


TABLE	
dB	Part Number
10	DDC09010
15	DDC09015
20	DDC09020



GUARANTEED PERFORMANCE

Parameter	Min	Typ	Max	Units	Conditions
Operating Frequency	10		300	MHz	
Insertion Loss		0.7	0.9	dB	10 - 100 MHz
		1.0	1.4	dB	100 - 300 MHz
Isolation	50	57		dB	10 - 100 MHz
	35			dB	100 - 300 MHz
VSWR		1.15/1	1.3/1		
Impedance		50		OHMS	
Coupling	15.1	15.6	16.1	dB	
Flatness		± 0.2	± 0.5	dB	
RF Power			+30	dBm	0.1 dB Compression
			+36	dBm	
Operating Temperature	-55	+25	+85	°C	TA