



Micro Commercial Components

Micro Commercial Components
20736 Marilla Street Chatsworth
CA 91311
Phone: (818) 701-4933
Fax: (818) 701-4939

SB220 Thru SB260

2 Amp Schottky Rectifier 20V-60V

Features

- Lead Free Finish/Rohs Compliant (Note1) ("P" Suffix designates Compliant. See ordering information)
- Schottky Barrier Rectifier
- Guard Ring Protection
- High Surge Current Capability
- Case Material: Molded Plastic. UL Flammability Classification Rating 94V-0 and MSL rating 1
- For Use in Low Voltage, High Frequency Inverters, Free Wheeling, and Polarity Protection Applications

Maximum Ratings

- Operating Temperature: -65°C to +150°C
- Storage Temperature: -65°C to +150°C
- Maximum Thermal Resistance: 15K/W Junction To Lead
50K/W Junction to Ambient*

MCC Part Number	Maximum Recurrent Peak Reverse Voltage	Maximum RMS Voltage	Maximum DC Blocking Voltage
SB220	20V	14V	20V
SB230	30V	21V	30V
SB240	40V	28V	40V
SB250	50V	35V	50V
SB260	60V	42V	60V

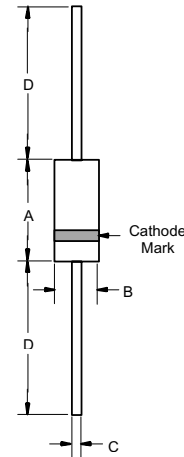
Electrical Characteristics @ 25°C Unless Otherwise Specified

Average Rectified Output current*	I_O	2A	$T_L = 100^\circ\text{C}$
Maximum surge current	I_{FSM}	50A	8.3ms, half sine
Max peak forward voltage SB220-SB240 SB250-SB260	V_{FM}	.50V .70V	$I_{FM} = 2.0A$
Max peak reverse current	I_{RM}	0.5mA 10mA	$T_A = 25^\circ\text{C}$ $T_A = 100^\circ\text{C}$
Typical junction capacitance SB220-SB240 SB250-SB260	C_J	170pF 140pF	$V_R = 4.0V,$ $f = 1.0MHz$

*Valid provided that leads are kept at ambient temperature at a distance of 915mm from the case

Note: 1. High Temperature Solder Exemptions Applied, see EU Directive Annex 7.

DO-15



DIM	INCHES		MM		NOTE
	MIN	MAX	MIN	MAX	
A	.230	.300	5.80	7.60	
B	.104	.140	2.60	3.60	
C	.026	.034	.70	.90	
D	1.000	---	25.40	---	

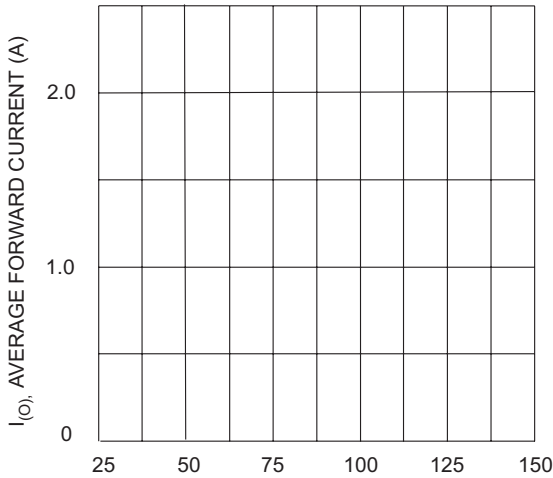


Fig. 1 Forward Current Derating Curve

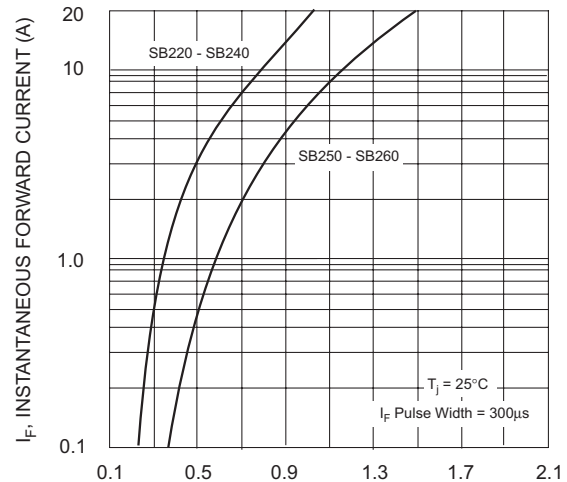


Fig. 2 Typical Forward Characteristics

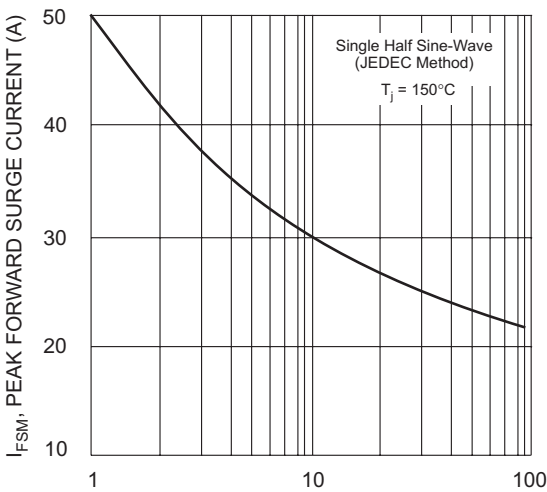


Fig. 3 Max Non-Repetitive Peak Fwd Surge Current

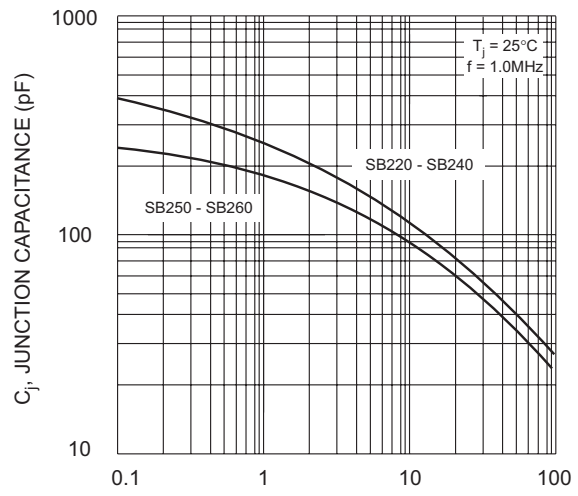


Fig. 4 Typical Junction Capacitance

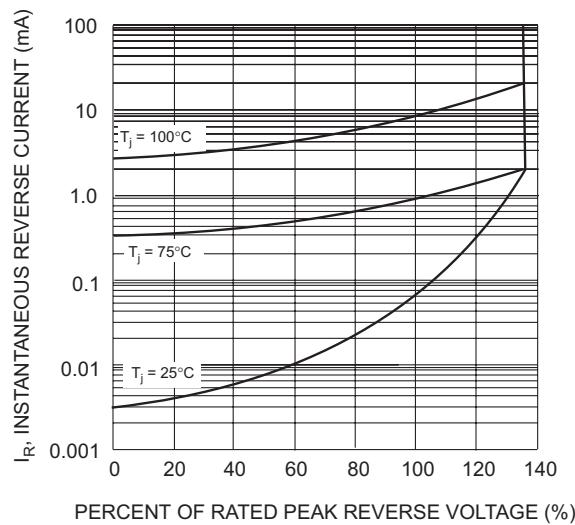


Fig. 5 Typical Reverse Characteristics



Micro Commercial Components

Ordering Information

Device	Packing
(Part Number)-TP	Tape&Reel;4Kpcs/Reel
(Part Number)-BP	Bulk;500pcs/Box

IMPORTANT NOTICE

Micro Commercial Components Corp. reserves the right to make changes without further notice to any product herein to make corrections, modifications, enhancements, improvements, or other changes. *Micro Commercial Components Corp.* does not assume any liability arising out of the application or use of any product described herein; neither does it convey any license under its patent rights, nor the rights of others. The user of products in such applications shall assume all risks of such use and will agree to hold *Micro Commercial Components Corp.* and all the companies whose products are represented on our website, harmless against all damages.

APPLICATIONS DISCLAIMER

Products offer by *Micro Commercial Components Corp.* are not intended for use in Medical, Aerospace or Military Applications.

www.mccsemi.com