

**Features**

- Frequency Range 2000 – 2600 MHz
- Low Cost
- Industry Standard SMT package
- Available in Tape-and -Reel
- 50 Ohms Characteristic Impedance

**Description**

The SPC-2601-25 is a 0° In-phase two way power splitter designed for applications that require small, low cost and highly reliable surface mount components. Applications may be found in broadband, wireless and other communications systems. S-Parameters are available on request.

**SURFACE MOUNT 2-WAY SPLITTER**



**Specifications**

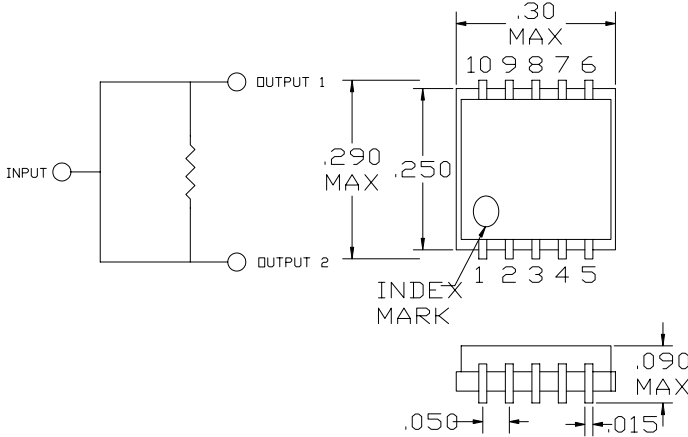
Parameter	Minimum	Typical	Maximum
Frequency Range (MHz)	2000		2600
Insertion Loss (dB)		0.5	1.2
Isolation (dB)	10	18	
Return Loss (dB)		15	11
Amplitude Balance (dB)		0.2	0.8
Phase Balance (Degrees)		2	8

**Absolute Maximum Ratings**

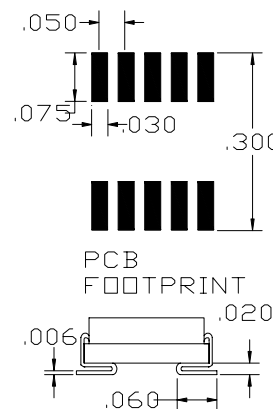
Parameter	Maximum
RF Power	+33 dBm
Operating Temperature	-55 to +100 °C
Storage Temperature	-55 to +100 °C
Re-flow Temperature	+ 240 °C

Note: Typical values represent Mid-band performance @ 25°.

**Schematic**



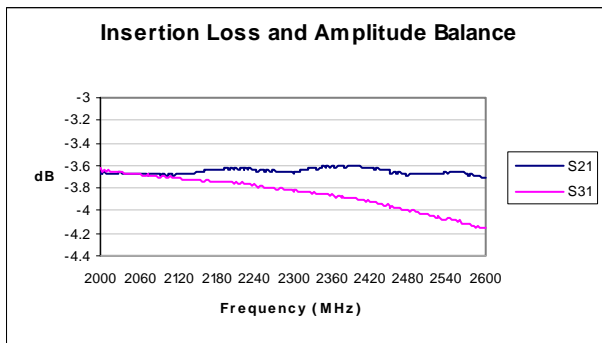
**Package – S10**



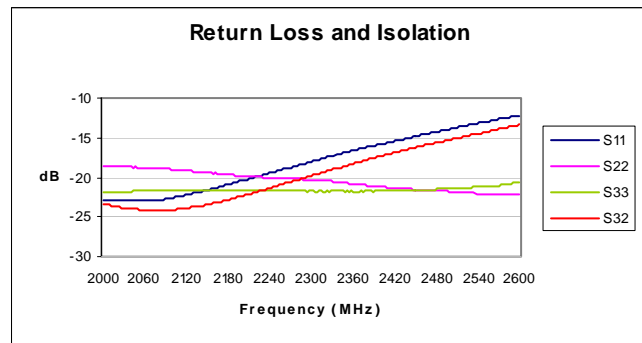
**Pin Functions**

Function	Pin
INPUT	3
OUTPUT 1	10
OUTPUT 2	6
GROUND	1,2,4,5,7,8,9

Typical Test Data – Insertion Loss and Amplitude Balance



Typical Test Data – Return Loss and Output Isolation



Specifications and information on this data sheet are subject to change without notice..